




# XSM218、XSM220 振动压路机零件图册

XSM218、XSM220 PARTS LIST OF VIBRATORY ROLLER



中华人民共和国 徐州工程机械科技股份有限公司  
XUZHOU CONSTRUCTION MACHINERY SCIENCE&TECHNOLOGY Co., Ltd.  
THE PEOPLE'S REPUBLIC OF CHINA

## 使用说明

1. 本目录供用户选购我厂生产的 XSM218、XSM220 型振动压路机零部件时参考。
2. 本目录以压路机为主要叙述对象，对于各种配套件，如：柴油机、液压油泵、液压马达、操纵阀、液压转向器等，见各配套厂家的说明书或零件目录。
3. 本目录中有些零件是不可互换的，订购时应成套订购。
4. 本产品将根据用户要求，在不断改进，因此订购零件时，必须注明出厂编号，出厂日期，所订零部件代号，名称和数量。

徐州工程机械科技股份有限公司

## Instruction

1. This catalogue is only referenced for ordering parts of vibratory roller type XSM218 & XSM220.
2. It describes mainly the composition of the rollers. For more and detailed information regarding purchased components, such as engine, such as engine, hydraulic pump and motor, control valve and steering unit, please look the relevant instruction or spare parts catalogue from the sub-supplier accordingly.
3. Some parts in this catalogue are coupled, these uninterchangeability parts should be ordered as a couple.
4. All right reserved to modify and change the contents of this catalogue without notice. Please identify the serial number and delivery date of the machine, and name, drawing number are quantity required for the parts when you place and order.

Xuzhou construction machinery science & technology Co, LTD.

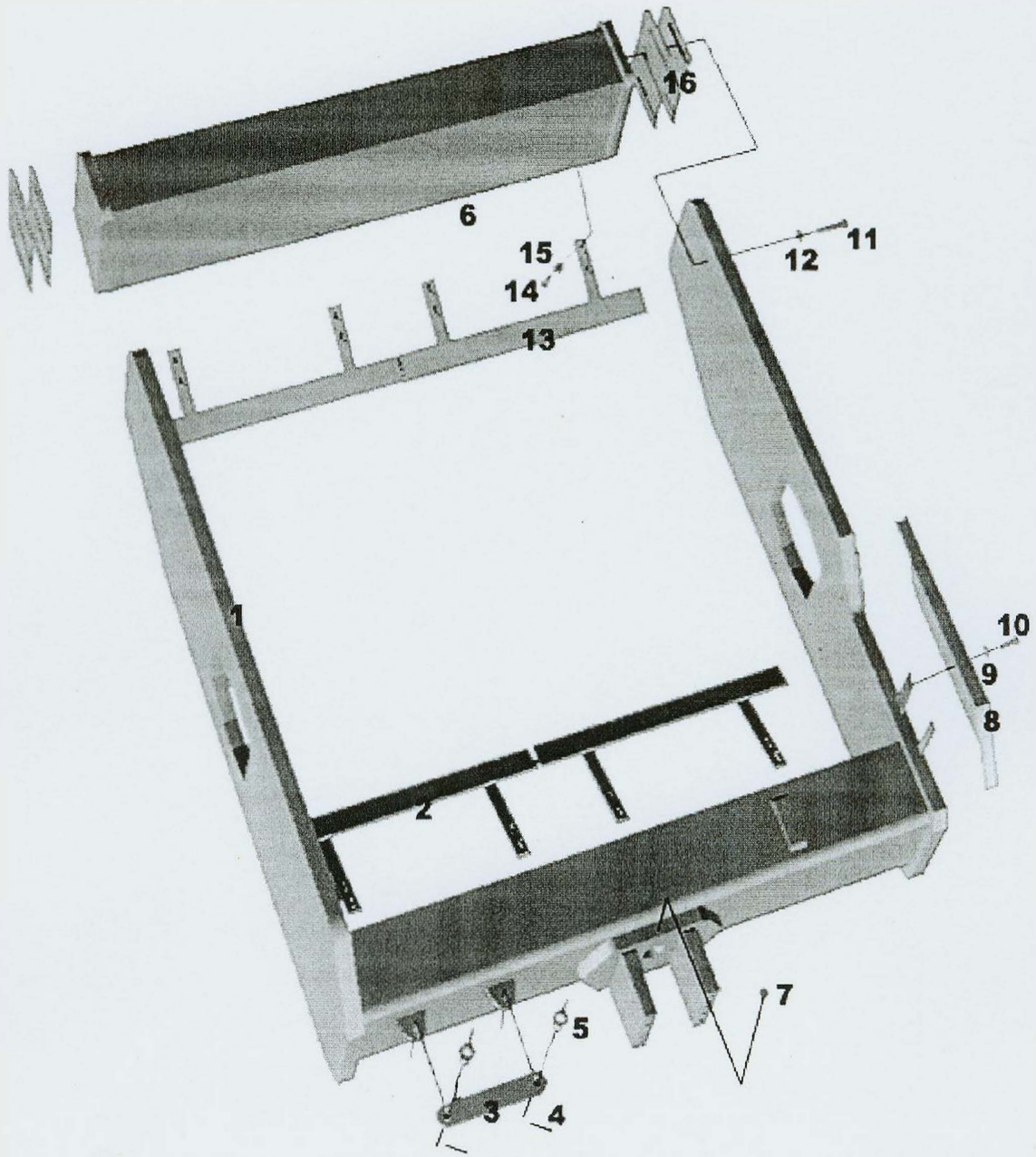
# 目 录

## CONTENTS

|          |  |      |
|----------|--|------|
| 图1       | 压轮框架   | Page |
| Fig. 1   | Drum Frame                                   | 1    |
| 图2       | 转向铰接   | Page |
| Fig. 2   | Articulate Device                            | 3    |
| 图3       | 后车架  | Page |
| Fig. 3   | Rear Frame                                   | 7    |
| 图3A      | 后车架  | Page |
| Fig. 3A  | Rear Frame                                   | 9    |
| 图4       | 振动轮  | Page |
| Fig. 4   | Vibratory Drum                               | 13   |
| 图5       | 振动轴  | Page |
| Fig. 5   | Eccentric Shaft                              | 17   |
| 图6       | 柴油机装置  | Page |
| Fig. 6   | Engine Assemble                              | 19   |
| 图6A      | 排气系统   | Page |
| Fig. 6A  | Exhaust System                               | 21   |
| 图7       | 散热器及配套水管                                     | Page |
| Fig. 7   | Radiator and Water Pipe                      | 23   |
| 图8       | 离合器总成  | Page |
| Fig. 8   | Clutch Assembly                              | 25   |
| 图9       | 变速箱及零件                                       | Page |
| Fig. 9   | Gear Box and Fittings                        | 29   |
| 图10      | 驱动桥、轮胎和轮辋                                    | Page |
| Fig. 10  | Drive Bridge、Tyre and Rim                    | 31   |
| 图11      | 脚制动系统  | Page |
| Fig. 11  | Foot Brake System                            | 33   |
| 图12      | 调速、熄火和变速操纵机构                                 | Page |
| Fig. 12  | Engine Stop Control Device and Shift Control | 39   |
| 图13      | 离合器操纵机构                                      | Page |
| Fig. 13  | Clutch Control Mechanism                     | 41   |
| 图14      | 变速系统   | Page |
| Fig. 14  | Shift System                                 | 43   |
| 图15A     | SAUER转向系统                                    | Page |
| Fig. 15A | SAUER Steering System                        | 47   |

|          |                                 |      |
|----------|---------------------------------|------|
| 图15B     | REXTHOR转向系统                     | Page |
| Fig. 15B | REXTHOR Steering System         | 51   |
| 图16      | 转向操纵                            | Page |
| Fig. 16  | Steering Control                | 55   |
| 图17      | 转向油缸                            | Page |
| Fig. 17  | Steering Cylinder               | 57   |
| 图18A     | SAUER液压振动系统                     | Page |
| Fig. 18A | SAUER Hy-Vibration System       | 59   |
| 图18B     | REXTHOR液压振动系统                   | Page |
| Fig. 18B | REXTHOR Hy-Vibration System     | 63   |
| 图19      | 仪表箱及仪表                          | Page |
| Fig. 19  | Control Console and Instruments | 67   |
| 图20      | 电气系统                            | Page |
| Fig. 20  | Electric System                 | 71   |
| 图21      | 驾驶室                             | Page |
| Fig. 21  | CAB                             | 75   |
| 图21A     | 驾驶室                             | Page |
| Fig. 21A | CAB                             | 75   |
| 图22      | 工具箱及座椅                          | Page |
| Fig. 22  | Tool Box and Seat               | 79   |
| 图23      | 操纵箱                             | Page |
| Fig. 23  | Operator Box                    | 81   |
| 图24      | 液压油箱                            | Page |
| Fig. 24  | Hydraulic Oil Box               | 83   |
| 图25      | 发动机罩                            | Page |
| Fig. 25  | Tractor Upper Section           | 85   |
| 图26      | 空调系统                            | Page |
| Fig. 26  | Air-Condition System            | 87   |
| 图27      | 随机工具                            | Page |
| Fig. 27  | Tools Kit                       | 89   |
| 图28      | 随机备件                            | Page |
| Fig. 28  | Spare Parts                     | 91   |

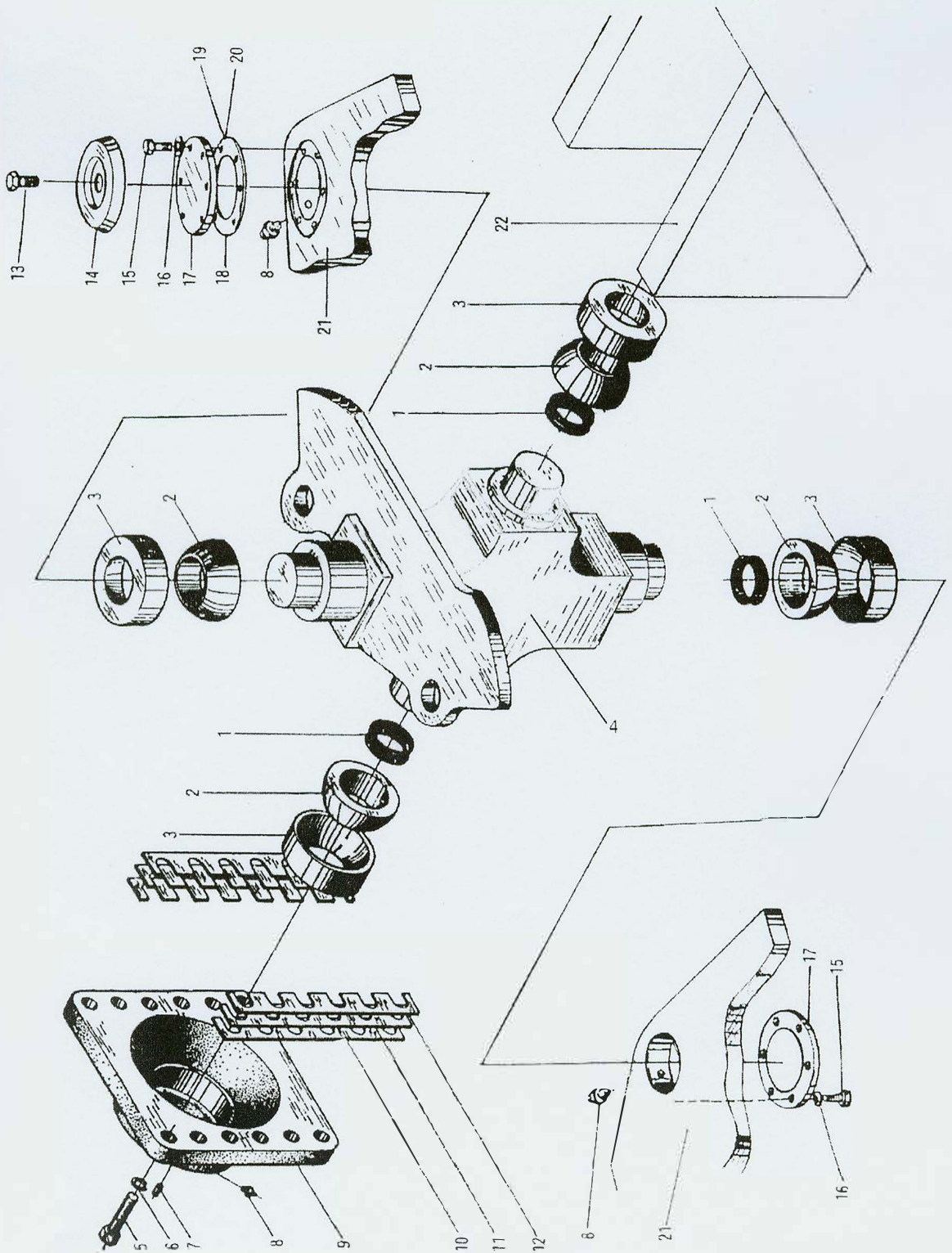
图 1 压轮框架 Drum Frame  
Fig. 1



**图 1 压轮框架**  
**Fig.1 Drum Frame**

| 序号<br>No. | 零件代号<br>Drawing No. | 名 称<br>Name            | 数量<br>Q'ty | 备注<br>Notes |
|-----------|---------------------|------------------------|------------|-------------|
| 1         | KJ013000            | 压轮框架 Frame             | 1          | 用于XSM218    |
|           | KJ023000            | 压轮框架 Frame             | 1          | 用于XSM220    |
| 2         | KJ012000            | 刮泥板 Scraper            | 2          |             |
| 3         | KJ010020            | 安全锁紧 Lock Plate        | 1          |             |
| 4         | KJ010010            | 销轴 Lock Pin            | 2          |             |
| 5         | C6-4480             | 销 Pin                  | 2          |             |
| 6         | KJ011000            | 前梁 Front Girder        | 1          |             |
| 7         | A5-3110             | 黄油嘴 Grease Cup         | 4          |             |
| 8         | KJ014000            | 右护板 Right Breast Plate | 1          |             |
| 9         | B8-1030             | 碟垫 Washer              | 4          |             |
| 10        | C0-0300             | 螺栓 Bolt                | 4          |             |
| 11        | C0-6796             | 螺栓 Bolt                | 12         |             |
| 12        | D0-2160             | 碟垫 Washer              | 12         |             |
| 13        | KJ016000            | 刮泥板 Scraper            | 2          |             |
| 14        | B8-1050             | 碟垫 Washer              | 16         |             |
| 15        | C0-5640             | 螺栓 Bolt                | 16         |             |
| 16        | KJ010090            | 调整垫 Adjust Washer      | 4          |             |
|           | KJ010091            | 调整垫 Adjust Washer      | 4          |             |
|           | KJ010092            | 调整垫 Adjust Washer      | 4          |             |

图 2 转向铰接 Articulate Device  
 Fig. 2 转向铰接 Articulate Device





**图 2 转向铰接**  
**Fig.2 Articulate Device**

| 序号<br>No. | 零件代号<br>Drawing No. | 名 称<br>Name                | 数量<br>Q'ty | 备注<br>Notes |
|-----------|---------------------|----------------------------|------------|-------------|
| 1         | KJ010070            | V形圈<br>V-ring              | 2          |             |
| 2         | C9-2960             | 球铰<br>Beering,inner ring   | 4          |             |
| 3         |                     | 球铰座<br>Beering, outer ring | 4          |             |
| 4         | KJ015000            | 转向铰接<br>Steering hitch     | 1          |             |
| 5         | C0-7120             | 螺栓<br>Bolt                 | 12         |             |
| 6         | C4-3320             | 垫圈<br>Washer               | 12         |             |
| 7         | C2-5480             | 螺钉<br>Screw                | 3          |             |
| 8         | A5-3110             | 油杯<br>Greese cup           | 3          |             |
| 9         | KJ010060            | 盖<br>Cover                 | 1          |             |
| 10        | KJ010080            | 垫<br>Gasket                | 2          |             |
| 11        | KJ010081            | 垫<br>Gasket                | 2          |             |
| 12        | KJ010082            | 垫<br>Gasket                | 2          |             |
| 13        | C0-2240             | 螺栓<br>Bolt                 | 1          |             |
| 14        | KJ010030            | 盖<br>Cove                  | 1          |             |
| 15        | C0-0720             | 螺栓<br>Bolt                 | 12         |             |
| 16        | C4-3240             | 垫圈<br>Washer               | 12         |             |
| 17        | KJ010040            | 盖<br>Cove                  | 2          |             |
| 18        | KJ010050            | 垫<br>Gasket                | 2          |             |
| 19        | KJ010051            | 垫<br>Gasket                | 2          |             |
| 20        | KJ010052            | 垫<br>Gasket                | 2          |             |
| 21        | 39E007              | 后车架<br>Rear frame          | 1          | 用于XSM218    |
|           | 39B010              | 后车架<br>Rear frame          | 1          | 用于XSM220    |
| 22        | KJ013000            | 压轮框架<br>Drum frame         | 1          | 用于XSM218    |
|           | KJ023000            | 压轮框架<br>Drum frame         | 1          | 用于XSM220    |

图3 后车架 Rear Frame  
Fig. 3

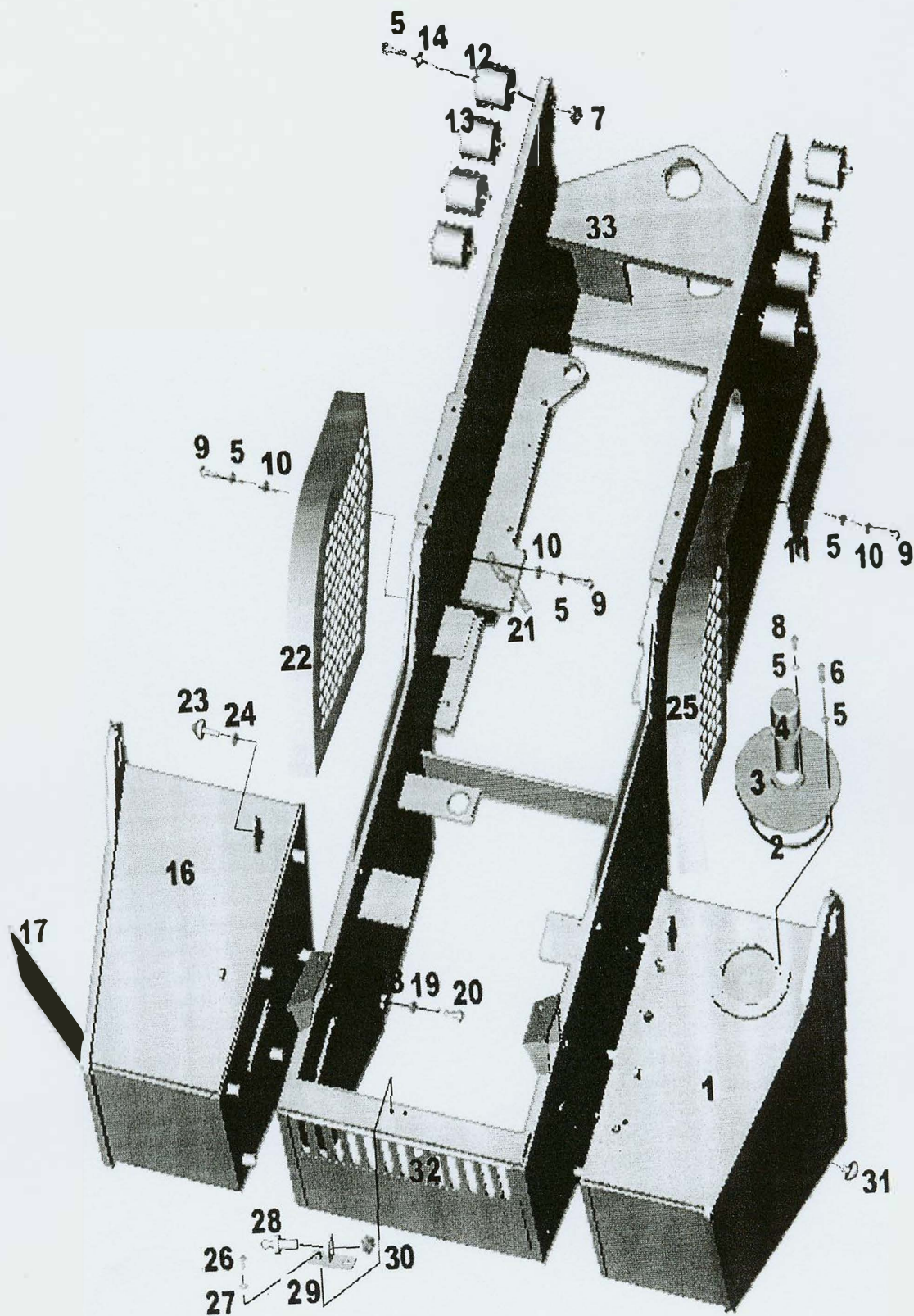
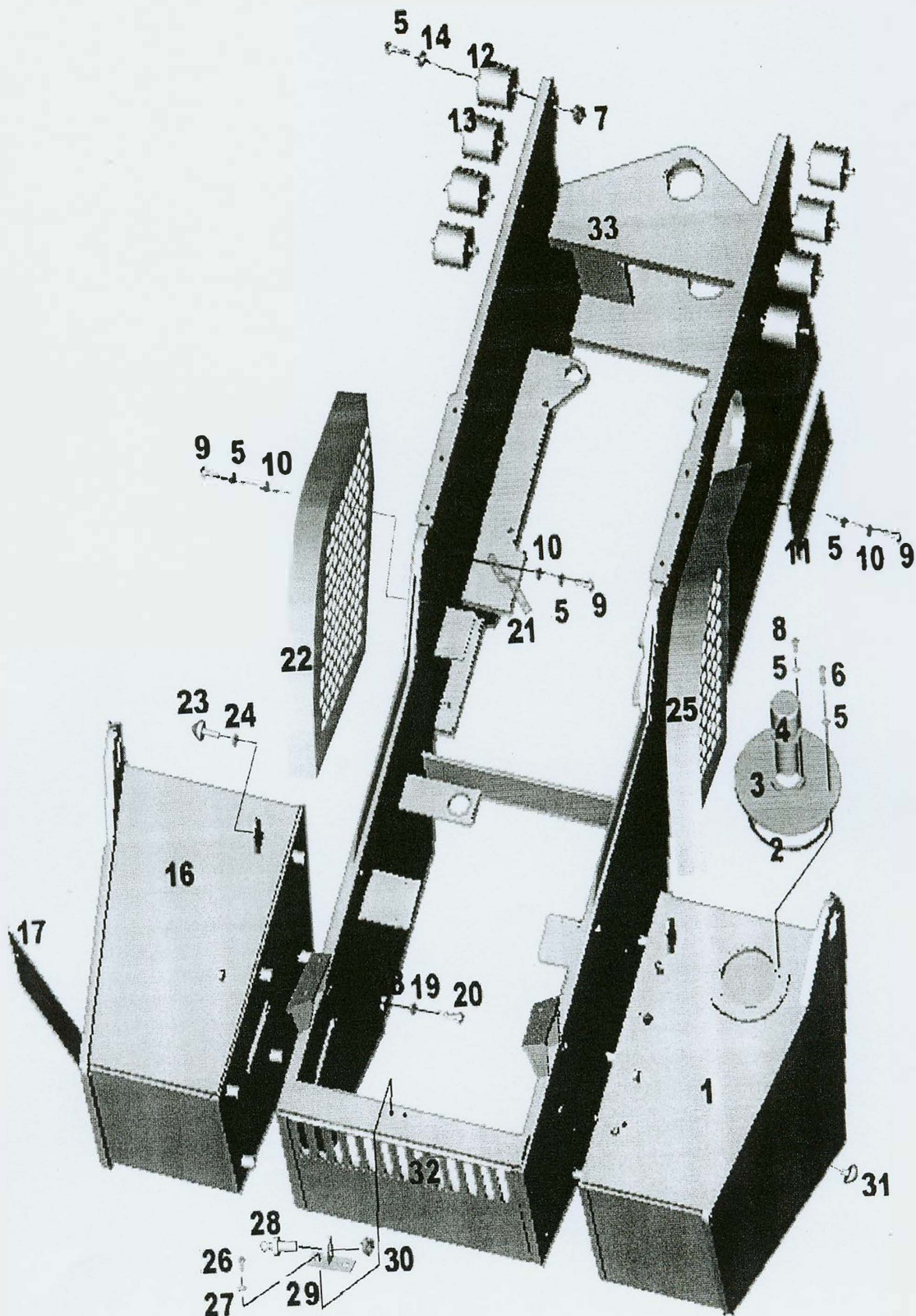


图 3 后车架

Fig.3 Rear Frame

| 序号<br>No. | 零件代号<br>Drawing No. | 名 称<br>Name           | 数量<br>Q'ty | 备注<br>Notes |
|-----------|---------------------|-----------------------|------------|-------------|
| 1         | 39E047              | 燃油箱 Oil Box           | 1          |             |
| 2         | A5-1783             | O型圈 O-Ring            | 1          |             |
| 3         | 34W004              | 加油盖 Cover             | 1          |             |
| 4         | A2-0079             | 滤油器 Filter            | 1          |             |
| 5         | C4-3200             | 垫圈 Washer             | 58         |             |
| 6         | C0-0140             | 螺栓 Bolt               | 10         |             |
| 7         | C3-3020             | 螺母 Nut                | 8          |             |
| 8         | C0-2540             | 螺栓 Bolt               | 6          |             |
| 9         | C0-0180             | 螺栓 Bolt               | 18         |             |
| 10        | C4-3820             | 垫圈 Washer             | 40         |             |
| 11        | 39E002              | 封板 Plate              | 2          |             |
| 12        | B2-0745             | 减震器 Rubber Absorber   | 4          |             |
| 13        | B2-0738             | 减振器 Rubber Absorber   | 4          |             |
| 14        | C4-3260             | 垫圈 Washer             | 8          |             |
| 15        | C0-5260             | 螺栓 Bolt               | 8          |             |
| 16        | 39E031              | 电瓶箱 Cell Box          | 1          |             |
| 17        | 39E030              | 侧门 Cover              | 1          |             |
| 18        | 39E004              | 垫圈 Washer             | 12         |             |
| 19        | C4-3320             | 垫圈 Washer             | 12         |             |
| 20        | C0-6895             | 螺栓 Bolt               | 12         |             |
| 21        | 39E003              | 支架 Bracket            | 1          |             |
| 22        | 39E165              | 左屏板 Left Breast Plate | 1          |             |
| 23        | 204636              | 缓冲垫 Buffer            | 2          |             |

图3 后车架 Rear Frame  
Fig. 3



**图 3 后车架**  
**Fig.3 Rear Frame**

| 序号<br>No. | 零件代号<br>Drawing No. | 名 称<br>Name            | 数量<br>Q'ty | 备注<br>Notes |
|-----------|---------------------|------------------------|------------|-------------|
| 24        | C3-0060             | 螺母 Nut                 | 4          |             |
| 25        | 39E164              | 右屏板 Right Breast Plate | 1          |             |
| 26        |                     | 螺栓 Bolt                | 1          | 发动机罩附件      |
| 27        |                     | 垫圈 Washer              | 1          |             |
| 28        |                     | 固定支座 Fixed Plate       | 1          |             |
| 29        |                     | 锁销 Locked Pin          | 1          |             |
| 30        |                     | 螺母 Nut                 | 1          |             |
| 33        | 204330              | 磁性螺塞 Plug              | 1          |             |
| 32        | 39E005              | 通风板 Ventilative Plate  | 1          |             |
| 31        | 39E007              | 后车架 Rear Frame         | 1          | 用于XSM218    |
|           | 39B010              | 后车架 Rear Frame         | 1          | 用于XSM220    |

图3A 后车架 Rear Frame  
Fig.3A

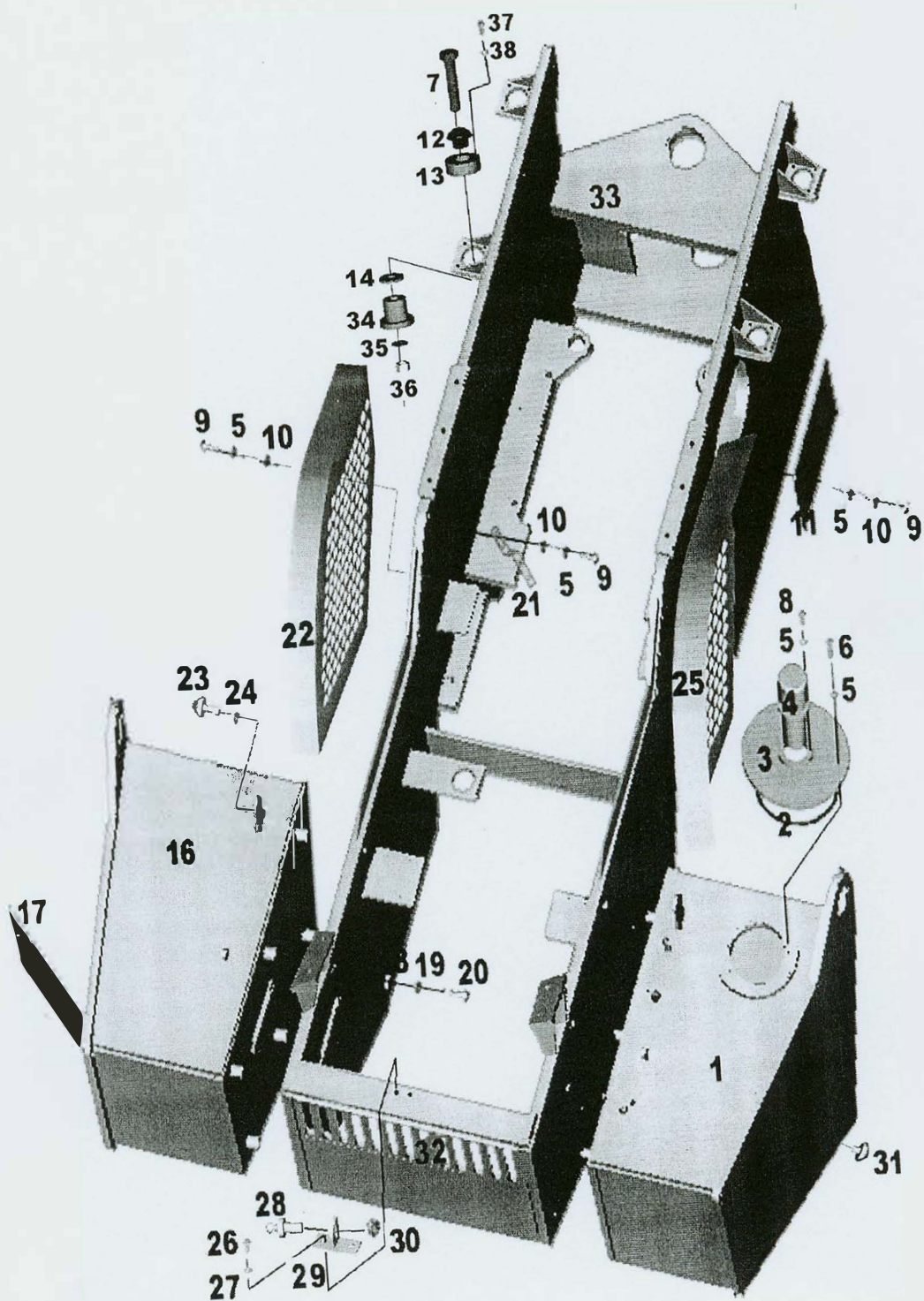
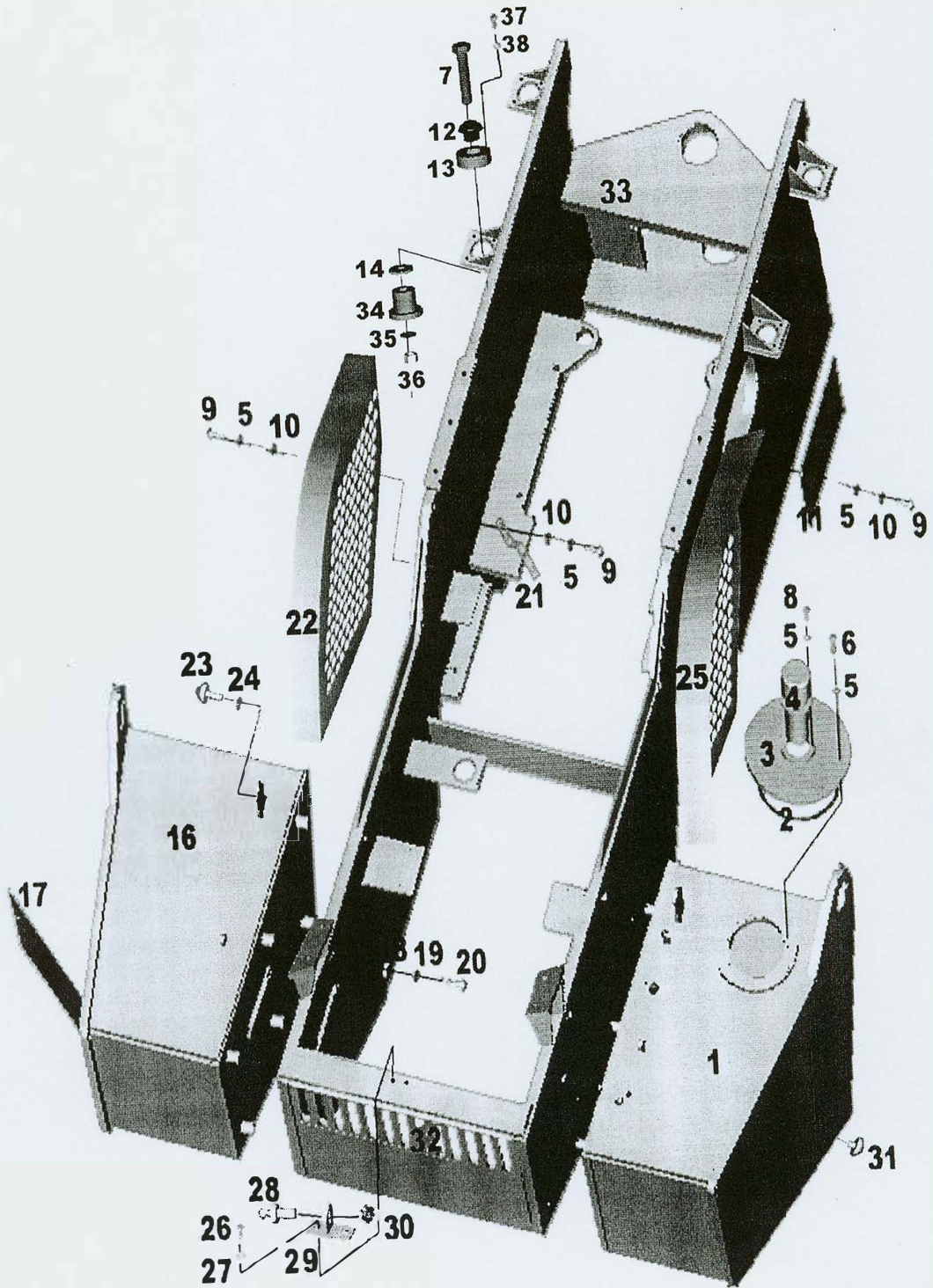


图 3A 后车架(可选)

Fig.3A Rear Frame (Option)

| 序号<br>No. | 零件代号<br>Drawing No. | 名 称<br>Name               | 数量<br>Q'ty | 备注<br>Notes |
|-----------|---------------------|---------------------------|------------|-------------|
| 1         | 39E047              | 燃油箱 Oil Box               | 1          |             |
| 2         | A5-1783             | O型圈 O-Ring                | 1          |             |
| 3         | 34W004              | 加油盖 Cover                 | 1          |             |
| 4         | A2-0079             | 滤油器 Filter                | 1          |             |
| 5         | C4-3200             | 垫圈 Washer                 | 58         |             |
| 6         | C0-0140             | 螺栓 Bolt                   | 10         |             |
| 7         | C3-3020             | 螺母 Nut                    | 8          |             |
| 8         | C0-2540             | 螺栓 Bolt                   | 6          |             |
| 9         | C0-0180             | 螺栓 Bolt                   | 18         |             |
| 10        | C4-3820             | 垫圈 Washer                 | 40         |             |
| 11        | 39E002              | 封板 Plate                  | 2          |             |
| 12        | 205281              | 减振器 Rubber Absorber       | 4          |             |
| 13        | 205270              | 减振器座 Rubber Absorber Base | 4          |             |
| 14        | 205175              | 垫圈 Washer                 | 4          |             |
| 15        | C0-5260             | 螺栓 Bolt                   | 8          |             |
| 16        | 39E031              | 电瓶箱 Cell Box              | 1          |             |
| 17        | 39E030              | 侧门 Cover                  | 1          |             |
| 18        | 39E004              | 垫圈 Washer                 | 12         |             |
| 19        | C4-3320             | 垫圈 Washer                 | 12         |             |
| 20        | C0-6895             | 螺栓 Bolt                   | 12         |             |
| 21        | 39E003              | 支架 Bracket                | 1          |             |
| 22        | 39E165              | 左屏板 Left Breast Plate     | 1          |             |
| 23        | 204636              | 缓冲垫 Buffer                | 2          |             |

图3A 后车架 Rear Frame  
 Fig.3A





**图 3A 后车架(可选)**  
**Fig.3A Rear Frame (Option)**

| 序号<br>No. | 零件代号<br>Drawing No. | 名 称<br>Name               | 数量<br>Q'ty | 备注<br>Notes |
|-----------|---------------------|---------------------------|------------|-------------|
| 24        | C3-0060             | 螺母<br>Nut                 | 4          |             |
| 25        | 39E164              | 右屏板<br>Right Breast Plate | 1          |             |
| 26        |                     | 螺栓<br>Bolt                | 1          | 发动机罩附件      |
| 27        |                     | 垫圈<br>Washer              | 1          |             |
| 28        |                     | 固定支座<br>Fixed Plate       | 1          |             |
| 29        |                     | 锁销<br>Locked Pin          | 1          |             |
| 30        |                     | 螺母<br>Nut                 | 1          |             |
| 31        | 204330              | 磁性螺塞<br>Plug              | 1          |             |
| 32        | 39E005              | 通风板<br>Ventilative Plate  | 1          |             |
| 33        | 39E007              | 后车架<br>Rear Frame         | 1          | 用于XSM218    |
|           | 39B010              | 后车架<br>Rear Frame         | 1          | 用于XSM220    |
| 34        | 205180              | 支撑垫<br>Washer             | 4          |             |
| 35        | C4-3360             | 垫<br>Washer               | 4          |             |
| 36        | C3-3121             | 螺母<br>Nut                 | 4          |             |
| 37        | C0-3600             | 螺栓<br>Bolt                | 16         |             |
| 38        | C4-3220             | 垫<br>Washer               | 16         |             |

图 4 振动轮 Vibratory Drum  
 Fig. 4

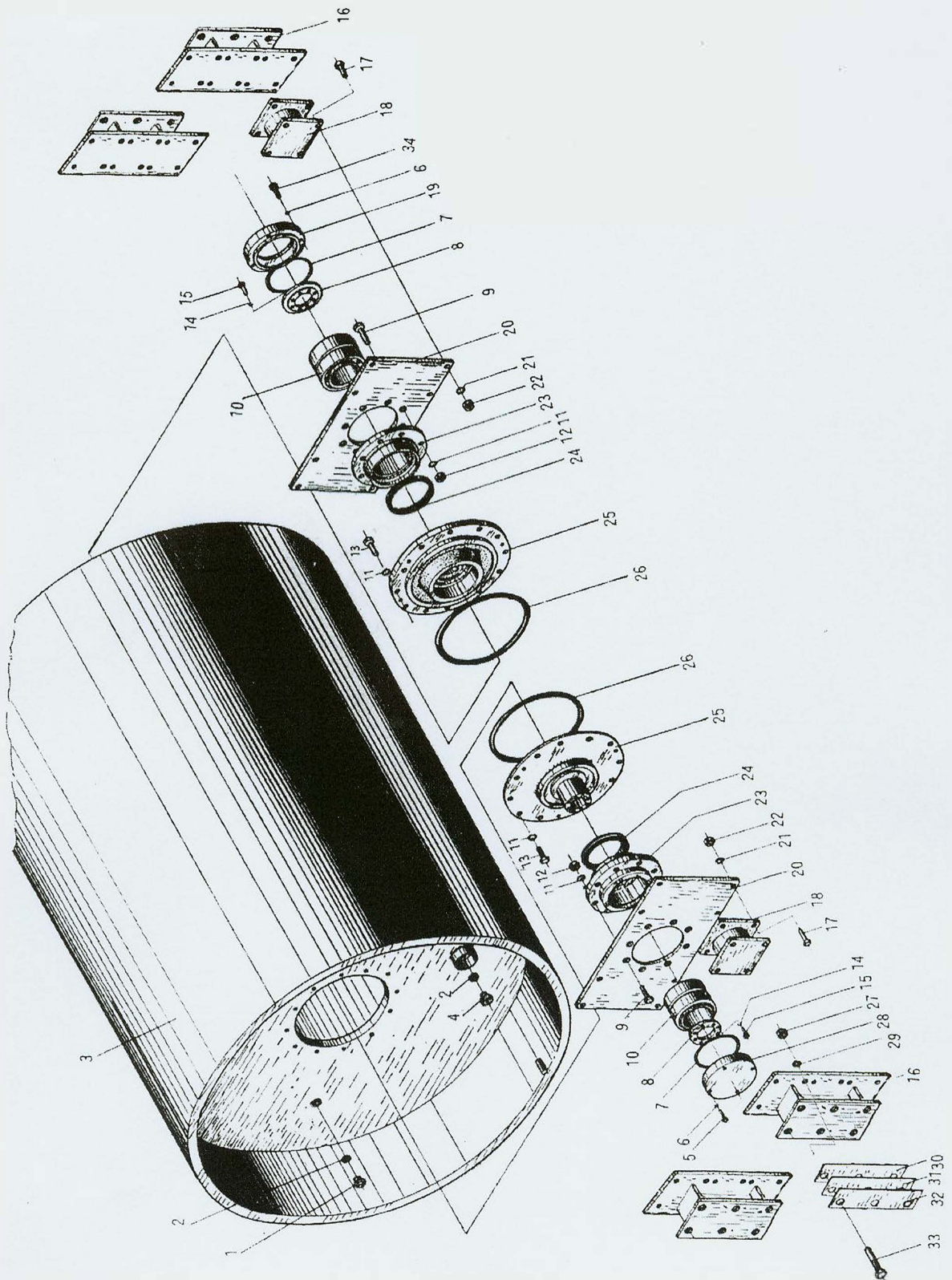
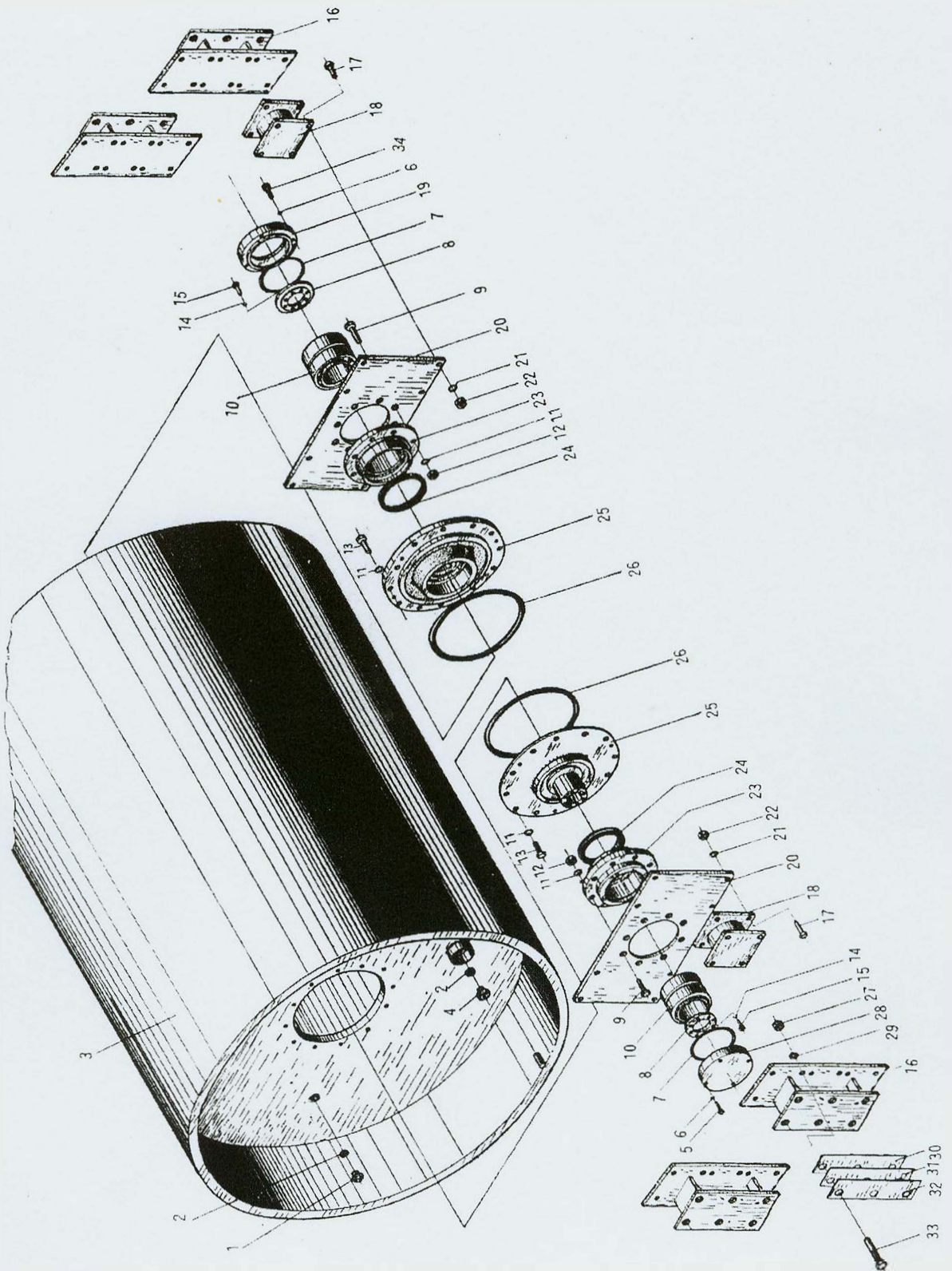


图 4 振动轮

Fig.4 Vibratory Drum

| 序号<br>No. | 零件代号<br>Drawing No. | 名 称<br>Name            | 数量<br>Q'ty | 备注<br>Notes |
|-----------|---------------------|------------------------|------------|-------------|
| 1         | 202585              | 油塞 Plug                | 2          |             |
| 2         | C4-3400             | 垫圈 Washer              | 6          |             |
| 3         | 34B023              | 压轮 Drum                | 1          | 用于XSM218    |
|           | 38B040              | 压轮 Drum                | 1          | 用于XSM220    |
| 4         | 302120              | 视油螺塞 Level plug        | 2          |             |
| 5         | C0-4565             | 螺栓 Bolt                | 4          |             |
| 6         | C4-3240             | 垫圈 Washer              | 18         |             |
| 7         | A5-2690             | O形密封圈 O-ring           | 2          |             |
| 8         | 320150              | 压板 Plate               | 2          |             |
| 9         | C0-5880             | 螺栓 Bolt                | 16         |             |
| 10        | C9-1450             | 轴承 Bearing             | 2          |             |
| 11        | C4-3280             | 垫圈 Washer              | 40         |             |
| 12        | C3-0575             | 螺母 Nut                 | 16         |             |
| 13        | C0-5560             | 螺栓 Bolt                | 56         |             |
| 14        | C4-1760             | 垫圈 Washer              | 16         |             |
| 15        | C2-3500             | 螺钉 Screw               | 16         |             |
| 16        | 39E157              | 减振器支座 Bracket absorber | 2          |             |
| 17        | C0-4400             | 螺栓 Bolt                | 128        |             |
| 18        | B2-0790             | 减振器 Absorber           | 12         |             |
| 19        | 34B036              | 马达连接盘 Connecting plate | 1          |             |
| 20        | 39E460              | 安装板 Mounting plate     | 2          |             |
| 21        | B8-1040             | 蝶形弹簧垫圈 Washer          | 128        |             |
| 22        | C3-3100             | 螺母 Nut                 | 128        |             |
| 23        | 2B2780              | 框架轴承座 Bearing bracket  | 2          |             |

图 4 振动轮 Vibratory Drum  
 Fig. 4

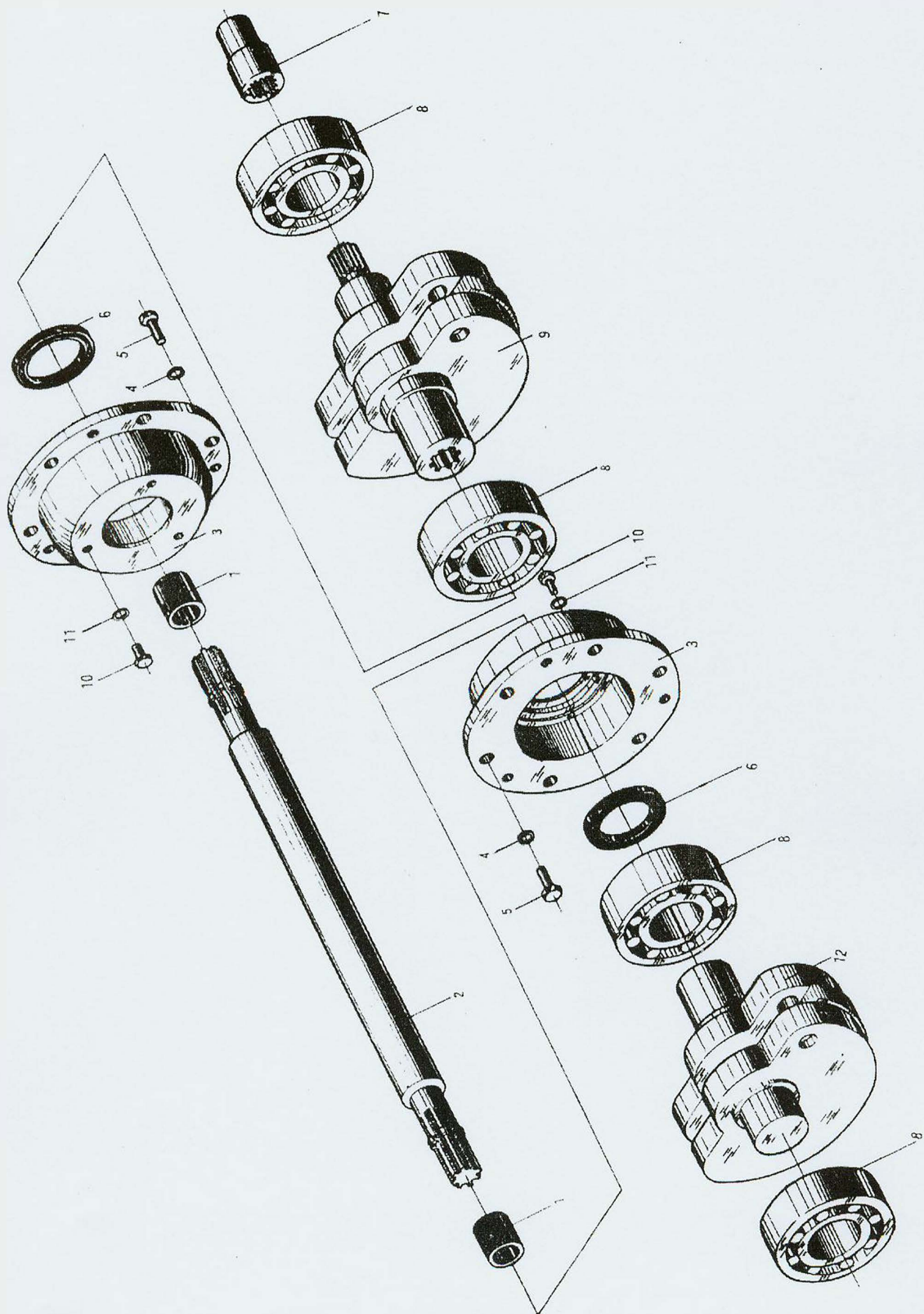


**图 4 振动轮**  
**Fig.4 Vibratory Drum**

| 序号<br>No. | 零件代号<br>Drawing No. | 名 称<br>Name          | 数量<br>Q'ty | 备注<br>Notes |
|-----------|---------------------|----------------------|------------|-------------|
| 24        | A5-3510             | 油封 Seal              | 2          |             |
| 25        | 380030              | 右轴承座 Bearing bracket | 2          |             |
| 26        | A5-2760             | O形密封圈 O-ring         | 2          |             |
| 27        | C3-3100             | 螺母 Nut               | 24         |             |
| 28        | 38B038              | 轴承盖 Bearing Cover    | 1          |             |
| 29        | C4-3320             | 垫圈 Washer            | 24         |             |
| 30        | 39E202              | 压轮垫片 Shim            | 8          |             |
| 31        | 39E203              | 压轮垫片 Shim            | 8          |             |
| 32        | 39E204              | 压轮垫片 Shim            | 8          |             |
| 33        | C0-7340             | 螺栓 Bolt              | 24         |             |
| 34        | C0-4750             | 螺栓 Bolt              | 14         |             |

图5  
Fig.5

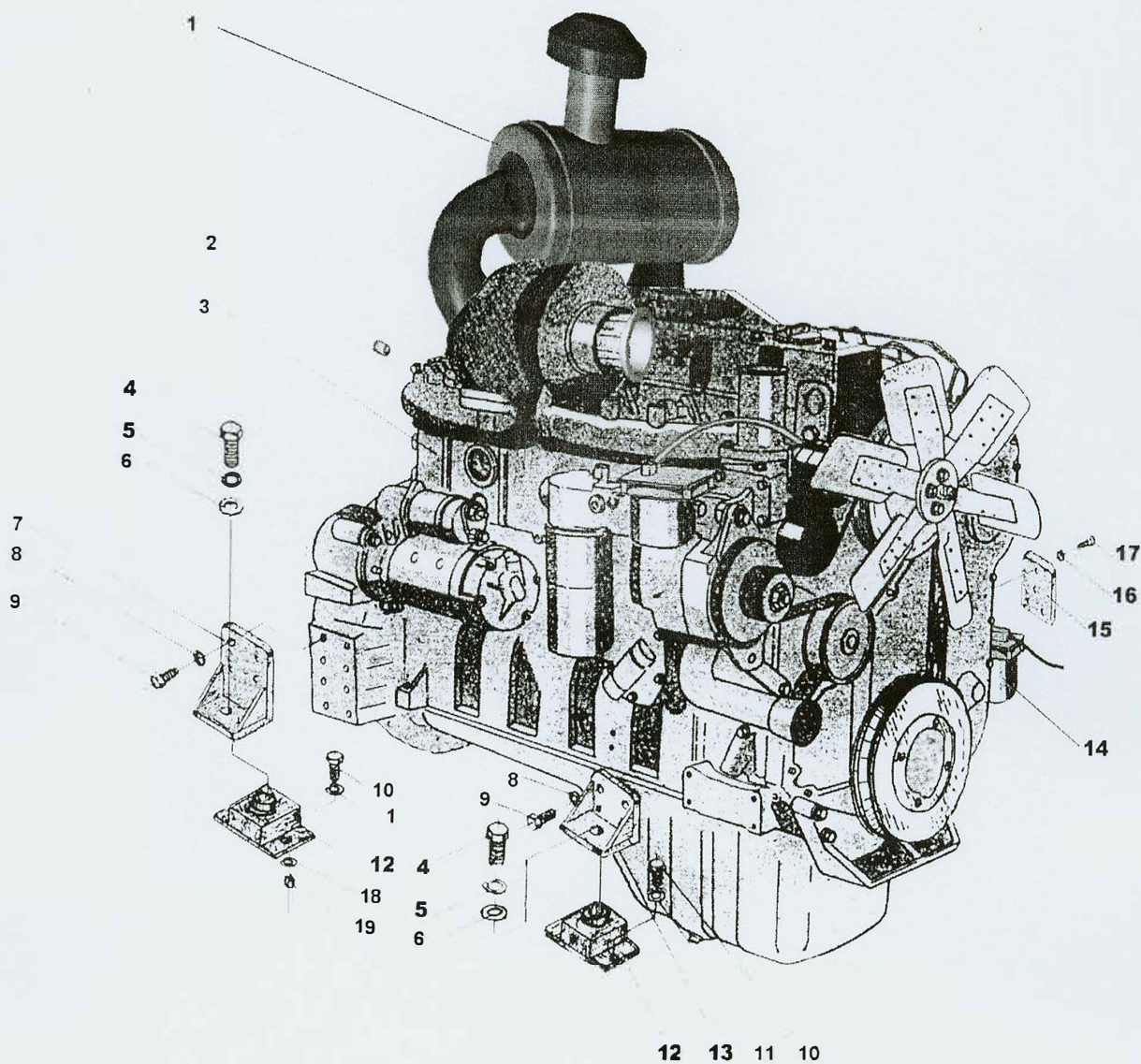
振动轴 Eccentric Shaft



**图 5 振动轴**  
**Fig.5 Eccentric Shaft**

| 序号<br>No. | 零件代号<br>Drawing No. | 名 称<br>Name                | 数量<br>Q'ty | 备注<br>Notes |
|-----------|---------------------|----------------------------|------------|-------------|
| 1         | 202560              | 橡胶套 Rubber tube            | 2          |             |
| 2         | 39E201              | 驱动轴 Drive shaft            | 1          |             |
| 3         | 208402              | 轴承座 Bearing bracket        | 2          |             |
| 4         | C4-3280             | 垫圈 Washer                  | 12         |             |
| 5         | C0-5560             | 螺栓 Bolt                    | 12         |             |
| 6         | A5-3510             | 油封 Seal                    | 2          |             |
| 7         | 34L003              | 花键套 Splined sleeve         | 1          | 配萨奥马达       |
|           | 34B036              | 花键套 Splined sleeve         | 1          | 配力士乐马达      |
| 8         | C9-1598             | 轴承 Bearing                 | 4          |             |
| 9         | 39E154              | 右偏心块 Right Eccentric block | 1          | 用于XSM218    |
|           | 38B050              | 右偏心块 Right Eccentric block | 1          | 用于XSM220    |
| 10        | C0-4000             | 螺栓 Bolt                    | 6          |             |
| 11        | A5-4140             | 垫圈 Washer                  | 6          |             |
| 12        | 39E156              | 左偏心块 Left Eccentric block  | 1          | 用于XSM218    |
|           | 38B054              | 左偏心块 Left Eccentric block  | 1          | 用于XSM220    |

图6 柴油机装置 Engine Assembly  
Fig.6 柴油机装置 Engine Assembly

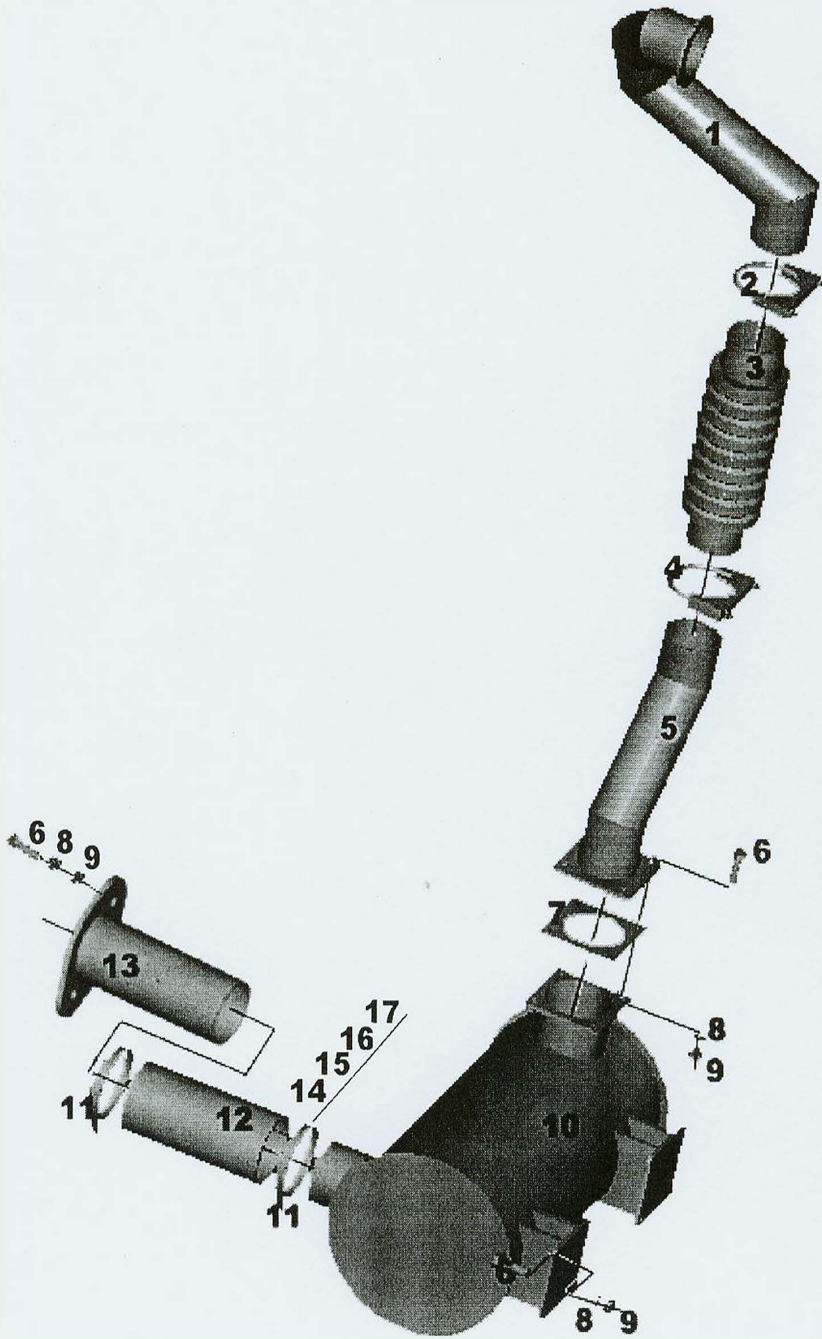




**图 6 柴油机装置**  
**Fig.6 Engine Assemble**

| 序号<br>No. | 零件代号<br>Drawing No. | 名 称<br>Name        | 数量<br>Q'ty | 备注<br>Notes |
|-----------|---------------------|--------------------|------------|-------------|
| 1         |                     | 空滤器 Air Cleaner    | 1          | 发动机附件       |
| 2         | 38B104              | 花键套 Splined Sleeve | 1          |             |
| 3         | A0-0017             | 柴油机 Engine         | 1          | 用于XSM218    |
|           | A0-0018             | 柴油机 Engine         | 1          | 用于XSM220    |
| 4         | C0-0138             | 螺栓 Bolt            | 4          |             |
| 5         | C4-3960             | 垫圈 Washer          | 4          |             |
| 6         | C4-3340             | 垫圈 Washer          | 4          |             |
| 7         |                     | 发动机前支架 Bracket     | 2          | 发动机附件       |
| 8         |                     | 螺栓 Bolt            | 16         | 发动机附件       |
| 9         |                     | 垫圈 Washer          | 16         | 发动机附件       |
| 10        | C0-5280             | 螺栓 Bolt            | 8          |             |
| 11        | C4-3260             | 垫圈 Washer          | 12         |             |
| 12        | B2-0743             | E型减振器 E-Absorber   | 4          |             |
| 13        |                     | 发动机后支架 Bracket     | 2          | 发动机附件       |
| 14        | A0-0150             | 沉淀器 Filter         | 1          |             |
| 15        | 34H552              | 调压阀连接板 Plate       | 1          |             |
| 16        | C4-3220             | 垫圈 Washer          | 8          |             |
| 17        | C0-0300             | 螺栓 Bolt            | 2          |             |
| 18        | C4-3880             | 垫圈 Washer          | 8          |             |
| 19        | C3-0160             | 螺母 Nut             | 8          |             |

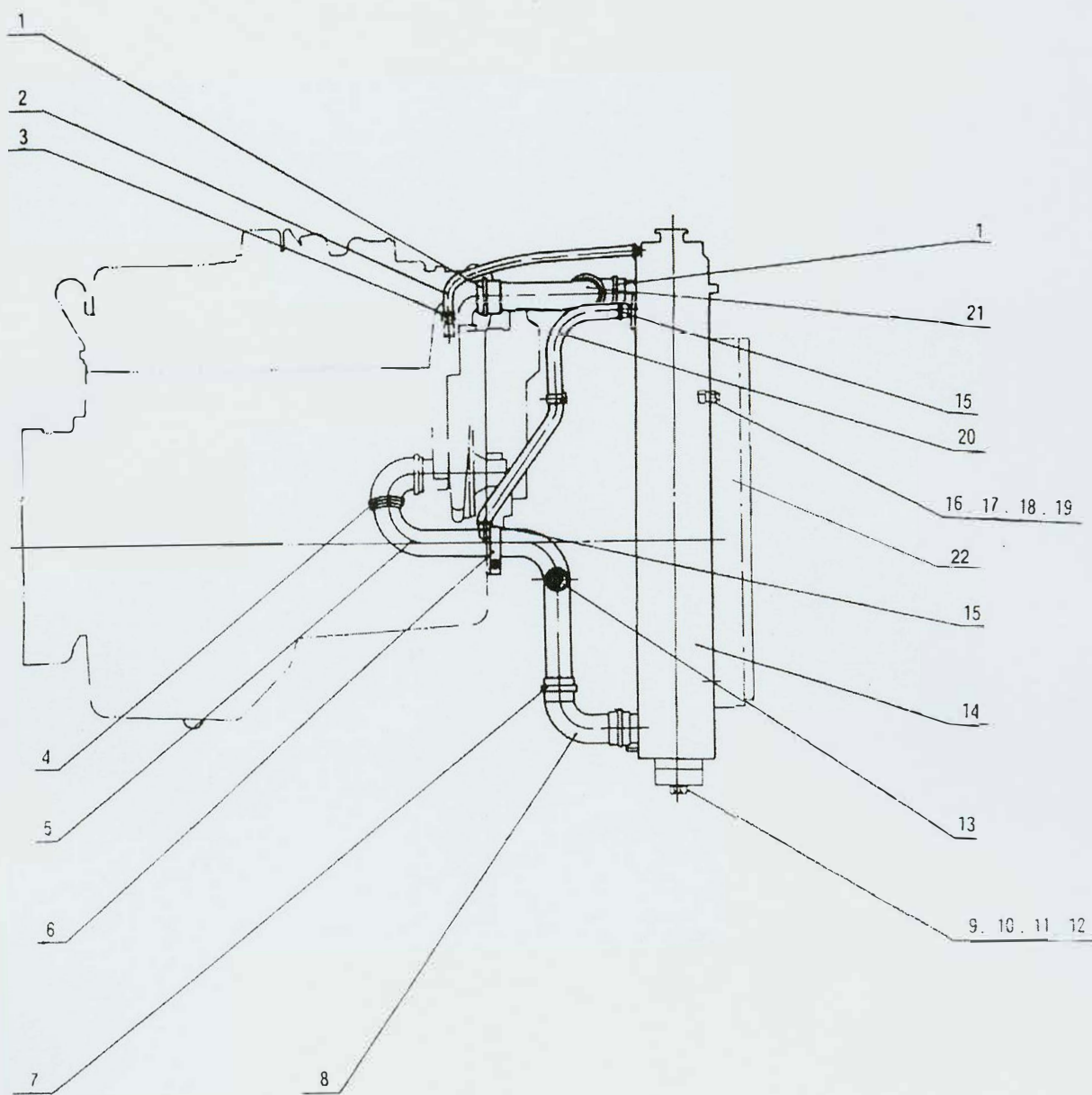
图6A 排气系统  
Fig.6A Exhaust System



**图 6A 排气系统**  
**Fig.6A Exhaust System**

| 序号<br>No. | 零件代号<br>Drawing No. | 名 称<br>Name            | 数量<br>Q'ty | 备注<br>Notes |
|-----------|---------------------|------------------------|------------|-------------|
| 1         | 39E093              | 排气上管<br>Exhaust Pipe   | 1          |             |
| 2         | 351210              | 上管卡<br>Clamp           | 1          |             |
| 3         | B2-0060             | 波纹管<br>Pipe            | 1          |             |
| 4         | 351230              | 下管卡<br>Clamp           | 1          |             |
| 5         | 39E094              | 排气下管<br>Pipe           | 1          |             |
| 6         | C0-3405             | 螺栓<br>Bolt             | 14         |             |
| 7         | 39E096              | 石棉垫<br>Asbestos Washer | 2          |             |
| 8         | C4-3220             | 垫圈<br>Washer           | 14         |             |
| 9         | C3-0100             | 螺母<br>Nut              | 14         |             |
| 10        |                     | 消音器<br>Silencer        | 1          |             |
| 11        | 39E473              | 管卡<br>Clamp            | 2          |             |
| 12        | 39E360              | 排气管<br>Pipe            | 1          |             |
| 13        | 39E364              | 法兰<br>Flange           | 1          |             |
| 14        | C0-0260             | 螺栓<br>Bolt             | 2          |             |
| 15        | C4-3820             | 垫圈<br>Washer           | 2          |             |
| 16        | C4-3200             | 垫圈<br>Washer           | 2          |             |
| 17        | C3-0060             | 螺母<br>Nut              | 2          |             |

图7 散热器及配套水管  
Fig. 7 Radiator and Water Pipe



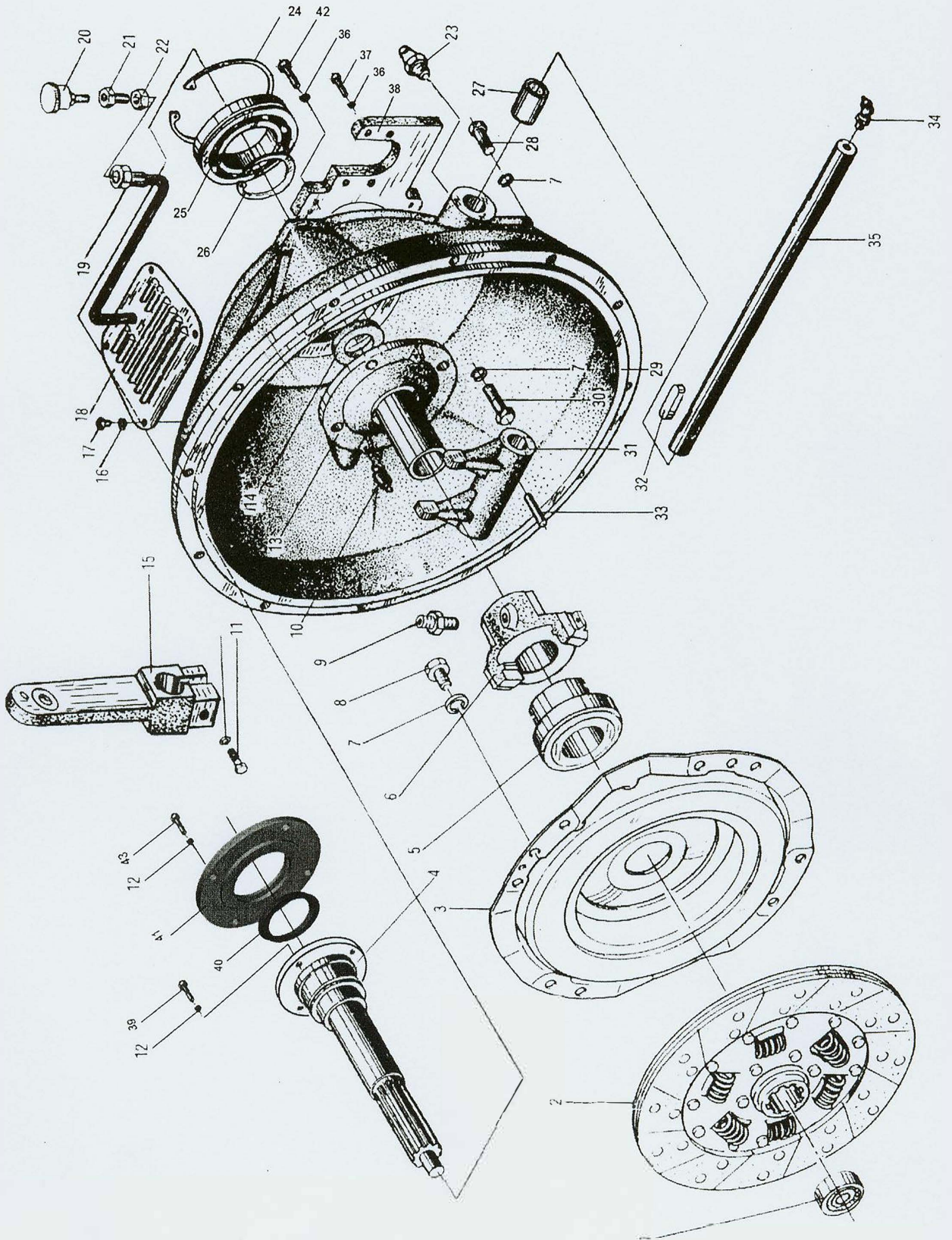
**图 7 散热器及配套水管**  
**Fig.7 Radiator and Water Pipe**

| 序号<br>No. | 零件代号<br>Drawing No. | 名 称<br>Name |                 | 数量<br>Q'ty | 备注<br>Notes |
|-----------|---------------------|-------------|-----------------|------------|-------------|
| 1         | B2-0610             | 喉箍          | Clamp           | 2          |             |
| 2         | 34H548              | 透气管         | Pipe            | 1          |             |
| 3         |                     | 夹箍          | Clamp           | 2          | 柴油机附件       |
| 4         |                     | 夹箍          | Clamp           | 3          | 柴油机附件       |
| 5         |                     | 水泵进水管       | Water pump hose | 1          | 柴油机附件       |
| 6         |                     | 夹箍          | Clamp           | 1          | 柴油机附件       |
| 7         | B2-0630             | 喉箍          | Clamp           | 2          |             |
| 8         | 34H542              | 输水胶管        | Rubber pipe     | 1          |             |
| 9         | C0-8300             | 螺栓          | Bolt            | 2          |             |
| 10        | C4-3900             | 垫圈          | Washer          | 2          |             |
| 11        | C4-3280             | 垫圈          | Washer          | 2          |             |
| 12        | C6-4340             | 销           | Pin             | 2          |             |
| 13        |                     | 内六角螺塞       | Plug            | 1          | 柴油机附件       |
| 14        | A2-0425             | 水箱          | Water box       | 1          |             |
| 15        | B2-0560             | 喉箍          | Clamp           | 2          |             |
| 16        | C0-3140             | 螺栓          | Bolt            | 6          |             |
| 17        | C4-3220             | 垫圈          | Washer          | 6          |             |
| 18        | C4-3840             | 垫圈          | Washer          | 6          |             |
| 19        | C3-0100             | 螺母          | Nut             | 6          |             |
| 20        | 34H544              | 吸水胶管        | Rubber pipe     | 1          |             |
| 21        | 34H546              | 补水胶管        | Rubber pipe     | 1          |             |
| 22        | A2-0359             | 油散          | Oil radiator    | 1          |             |

图8

Fig.8

离合器总成 Clutch Assembly



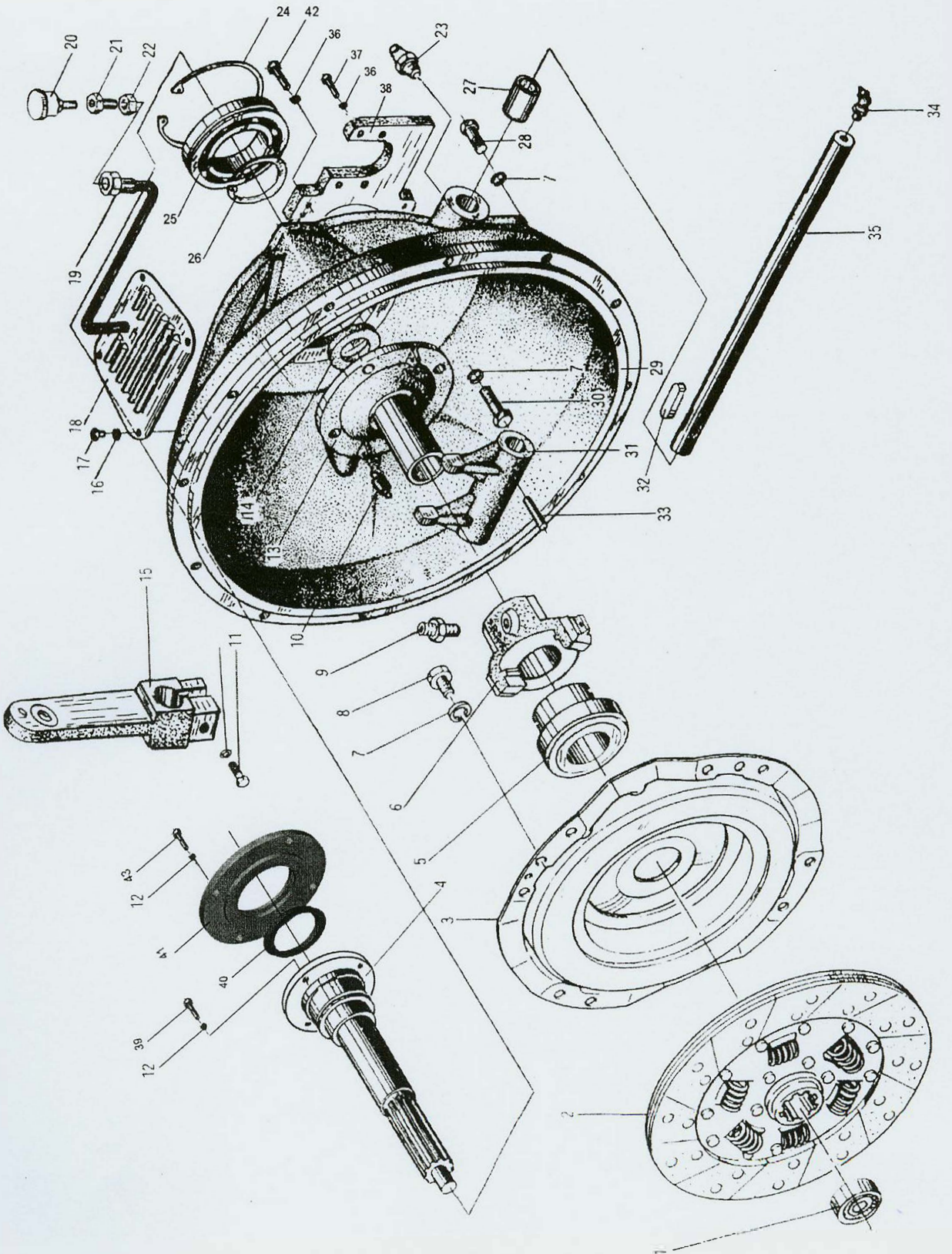
**图 8 离合器总成**  
**Fig.8 Clutch Assembly**

| 序号<br>No. | 零件代号<br>Drawing No. | 名 称<br>Name                | 数量<br>Q'ty | 备注<br>Notes |
|-----------|---------------------|----------------------------|------------|-------------|
| 1         | C9-2140             | 轴承 Bearing                 | 1          |             |
| 2         | A6-3027             | 从动盘总成 Driven disc assembly | 1          |             |
| 3         | A6-3058             | 从动盘总成 Driven disc assembly | 1          |             |
| 4         | 39E110              | 轴 Shaft                    | 1          |             |
| 5         | C9-2785             | 分离轴承 Bearing               | 1          |             |
| 6         | 34H266              | 滑套 Sleeve                  | 1          |             |
| 7         | C4-3220             | 弹簧垫圈 Spring washer         | 28         |             |
| 8         | C0-3600             | 螺栓 Bolt                    | 12         |             |
| 9         | A3-1732             | 管接头 Pipe connector         | 1          |             |
| 10        | 180970              | 弹簧 Spring                  | 2          |             |
| 11        | C0-2431             | 螺栓 Bolt                    | 1          |             |
| 12        | C4-3200             | 弹簧垫圈 Spring washer         | 9          |             |
| 13        | 34H268              | 轴伴轭 Shaft holder           | 1          |             |
| 14        | 180900              | 封油毡圈 Seal ring             | 1          |             |
| 15        | 34H270              | 摇臂 Rocker arm              | 1          |             |
| 16        | C4-3180             | 弹簧垫圈 Spring washer         | 4          |             |
| 17        | C2-5870             | 螺钉 Screw                   | 4          |             |
| 18        | 34H262              | 窗口盖 Sight cover            | 1          |             |
| 19        | A4-0272             | 胶管接头 Pipe connector        | 1          |             |
| 20        | A5-3100             | 油杯 Oil cup                 | 1          |             |
| 21        | 083710              | 接头 Connector               | 1          |             |
| 22        | C3-1120             | 螺母 Nut                     | 1          |             |
| 23        | A5-3110             | 油杯 Oil cup                 | 2          |             |

图8

Fig.8

离合器总成 Clutch Assembly






**图 8 离合器总成**  
**Fig.8 Clutch Assembly**

| 序号<br>No. | 零件代号<br>Drawing No. | 名 称<br>Name       | 数量<br>Q'ty | 备注<br>Notes |
|-----------|---------------------|-------------------|------------|-------------|
| 24        | C4-3060             | 挡圈 Snap ring      | 1          |             |
| 25        | C9-2140             | 轴承 Bearing        | 1          |             |
| 26        | C4-2920             | 挡圈 Snap ring      | 1          |             |
| 27        | 153770              | 套 Sleeve          | 4          |             |
| 28        | C0-0125             | 螺栓 Bolt           | 12         |             |
| 29        | 39E109              | 离合器壳体 Casing      | 1          |             |
| 30        | C0-3380             | 螺栓 Bolt           | 4          |             |
| 31        | 34H275              | 拨叉 Shift fork     | 1          |             |
| 32        | C7-0420             | 键 Key             | 1          |             |
| 33        | C6-1160             | 销 Pin             | 2          |             |
| 34        | A5-3140             | 油杯 Oil cup        | 2          |             |
| 35        | 34H274              | 拨叉轴 Shift shaft   | 1          |             |
| 36        | C4-3320             | 垫圈 Washer         | 4          |             |
| 37        | C0-4460             | 螺栓 Bolt           | 4          |             |
| 38        | C0-0660             | 螺栓 Bolt           | 4          |             |
| 39        | 301560              | 螺栓 Bolt           | 4          |             |
| 40        | 39E111              | 油封毛毡 Seal         | 1          |             |
| 41        | 39E112              | 轴承盖 Bearing Cover | 1          |             |
| 42        | C4-3240             | 垫圈 Washer         | 4          |             |
| 43        | C0-0360             | 螺栓 Bolt           | 4          |             |

图9  
Fig.9 变速箱及零件 Gear Box and Fittings



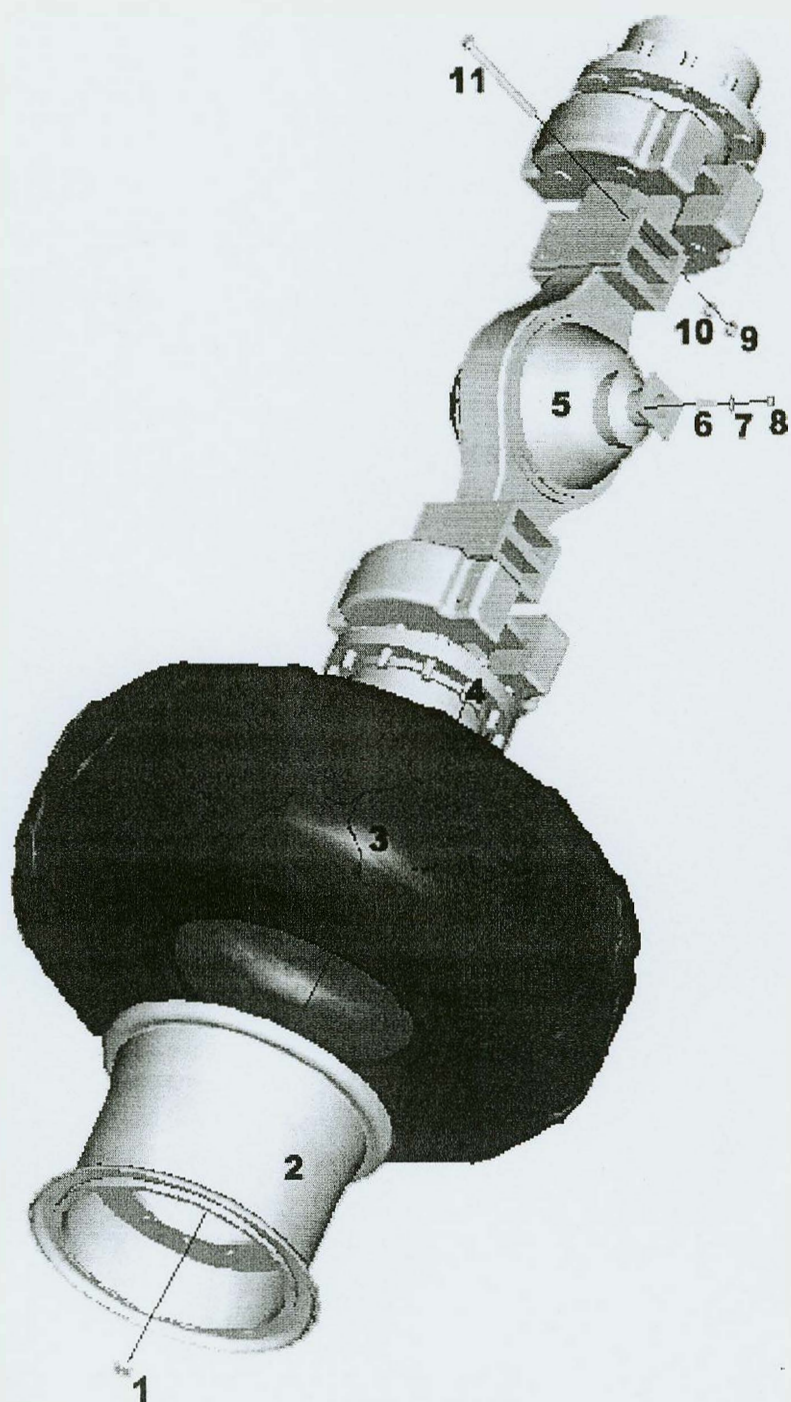
## 图9 变速箱及零件

### Fig.9 Gear Box and Fittings

| 序号<br>No. | 零件代号<br>Drawing No. | 名称<br>Name           | 数量<br>Q'ty | 备注<br>Notes |
|-----------|---------------------|----------------------|------------|-------------|
| 1         | A6-1061             | 变速箱 Gear Box         | 1          |             |
| 2         |                     | 手制动器 Detent          | 1          | 变速箱附件       |
| 3         | C3-0575             | 螺母 Nut               | 4          |             |
| 4         | C4-3280             | 垫圈 Washer            | 4          |             |
| 5         | 39E078              | 右前支架 Bracket         | 1          |             |
| 6         | C4-3900             | 垫圈 Washer            | 8          |             |
| 7         | C0-5855             | 螺栓 Bolt              | 4          |             |
| 8         | 39E082              | 左前支架 Bracket         | 1          |             |
| 9         | 34M150              | 油管 Pipe              | 1          |             |
| 10        | 34M148              | 接头 Tie-in            | 1          |             |
| 11        | A5-4130             | 组合垫 Washer           | 1          |             |
| 12        |                     | 控制阀 Control Valve    | 1          | 变速箱附件       |
| 13        | 301560              | 螺钉 Bolt              | 8          |             |
| 14        | A9-2280             | 钢丝 Steel Wire        | 8          |             |
| 15        | A6-0990             | 传动轴总成 Shaft Assembly | 1          |             |
| 16        | C0-6740             | 螺栓 Bolt              | 8          |             |
| 17        | C4-3320             | 垫圈 Washer            | 8          |             |
| 18        | 39E085              | 左后支架 Bracket         | 1          |             |
| 19        | 39E087              | 右后支架 Bracket         | 1          |             |
| 20        | A6-0992             | 传动轴总成 Shaft Assembly | 1          |             |
| 21        |                     | 机油标尺 Staff Guage     | 1          | 变速箱附件       |
| 22        | 39E075              | 螺钉 Bolt              | 4          |             |
| 23        |                     | 放油螺塞 Bolt            | 1          | 变速箱附件       |

图 10 驱动轮、轮胎、轮辋

Fig. 10 Drive Bridge, Tyre and Rim



**图 10 驱动桥、轮胎和轮辋**  
**Fig.10 Drive Bridge、Tyre and Rim**

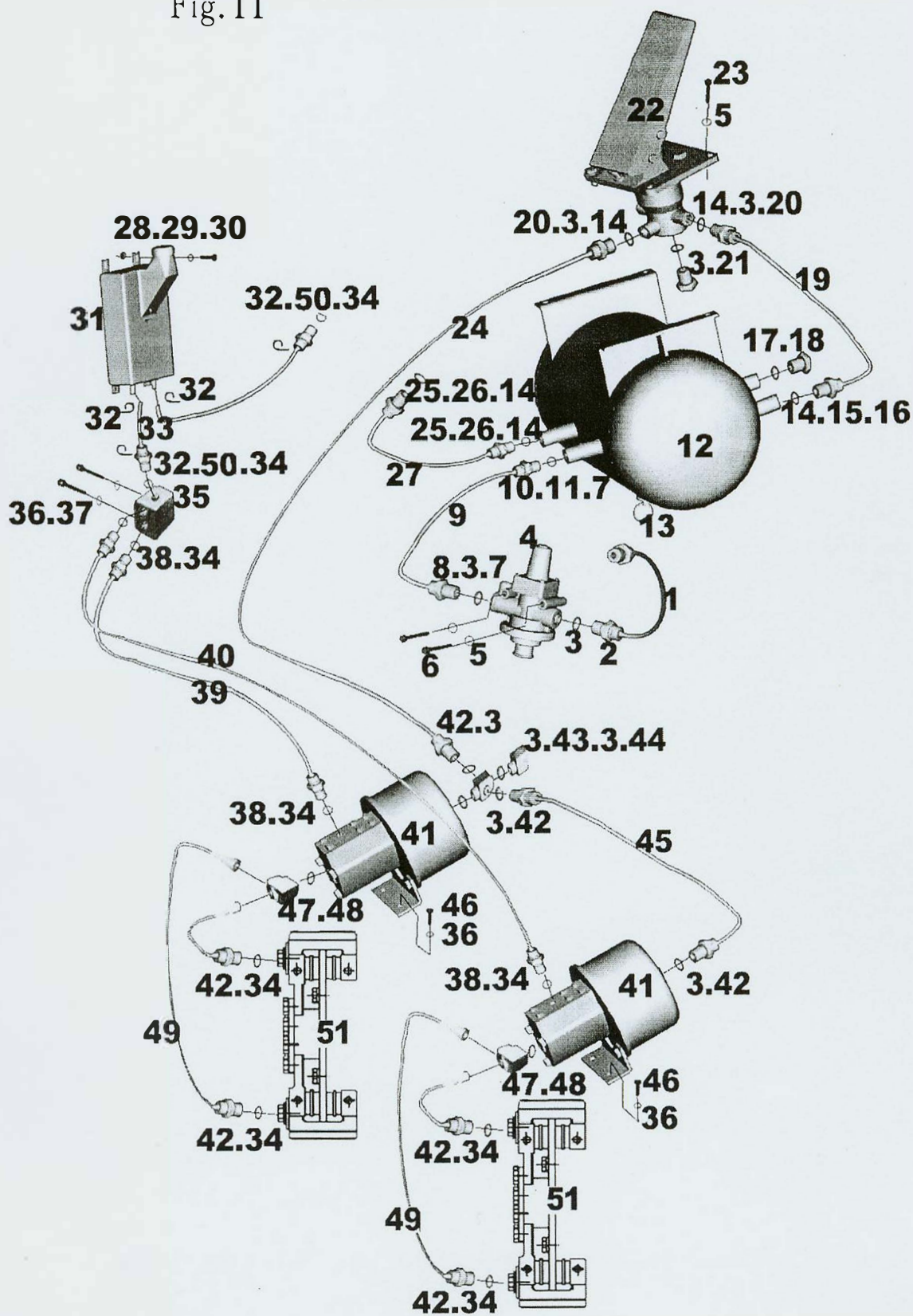
| 序号<br>No. | 零件代号<br>Drawing No. | 名 称<br>Name        | 数量<br>Q'ty | 备注<br>Notes |
|-----------|---------------------|--------------------|------------|-------------|
| 1         |                     | 球面螺母 Spherical Nut | 24         | 驱动桥附件       |
| 2         | A6-2013             | 钢圈 Rim             | 2          |             |
| 3         | A6-2091             | 轮胎 Tyre            | 2          |             |
| 4         |                     | 轮胎螺丝 Screw         | 24         | 驱动桥附件       |
| 5         | A6-1070             | 驱动桥 Drive Bridge   | 1          |             |
| 6         | C0-5200             | 螺栓 Nut             | 4          |             |
| 7         | C4-3880             | 垫圈 Washer          | 4          |             |
| 8         | C3-3020             | 螺母 Nut             | 4          |             |
| 9         | C4-3940             | 垫圈 Washer          | 16         |             |
| 10        | C0-7213             | 螺栓 Bolt            | 8          |             |
| 11        | C3-3100             | 螺母 Nut             | 8          |             |



图 11 脚制动系统  
Fig.11 Foot Brake System

| 序号<br>No. | 零件代号<br>Drawing No. | 名 称<br>Name                 | 数量<br>Q'ty | 备注<br>Notes |
|-----------|---------------------|-----------------------------|------------|-------------|
| 1         | 34H710              | 接管<br>Hose                  | 1          |             |
| 2         | 34H709              | 接头<br>Connector             | 1          |             |
| 3         | A5-4200             | 组合垫<br>Washer               | 10         |             |
| 4         | A1-4037             | 调压阀<br>Pressure Governor    | 1          |             |
| 5         | C4-3200             | 垫圈<br>Washer                | 12         |             |
| 6         | C0-2840             | 螺栓<br>Bolt                  | 2          |             |
| 7         | A5-1844             | O型密封圈<br>O-Ring             | 2          |             |
| 8         | 34H296              | 接头<br>Connector             | 1          |             |
| 9         | B3-0098             | 气管总成<br>Pipe                | 1          |             |
| 10        | A3-1830             | 接头体<br>Connector            | 1          |             |
| 11        | A5-4180             | 组合垫<br>Washer               | 1          |             |
| 12        | A1-4053             | 储气筒<br>Air Reservoir        | 1          |             |
| 13        | A1-4043             | 放水阀<br>Water Drainage Valve | 1          |             |
| 14        | A5-1843             | O型密封圈<br>O-Ring             | 8          |             |
| 15        | A5-4170             | 组合垫<br>Washer               | 1          |             |
| 16        | 34H302              | 接头<br>Connector             | 1          |             |
| 17        | A5-4150             | 组合垫<br>Washer               | 4          |             |
| 18        | A1-4041             | 安全阀<br>Safe Valve           | 1          |             |
| 19        | B3-0110             | 气管总成<br>Pipe                | 1          |             |
| 20        | 34H300              | 接头<br>Connector             | 4          |             |
| 21        | A5-3190             | 螺塞<br>Plug                  | 1          |             |
| 22        | 34H620              | 制动阀<br>Brake Valve          | 1          |             |
| 23        | C0-0200             | 螺栓<br>Bolt                  | 8          |             |

图 11  
Fig.11 脚制动系统 Foot Brake System

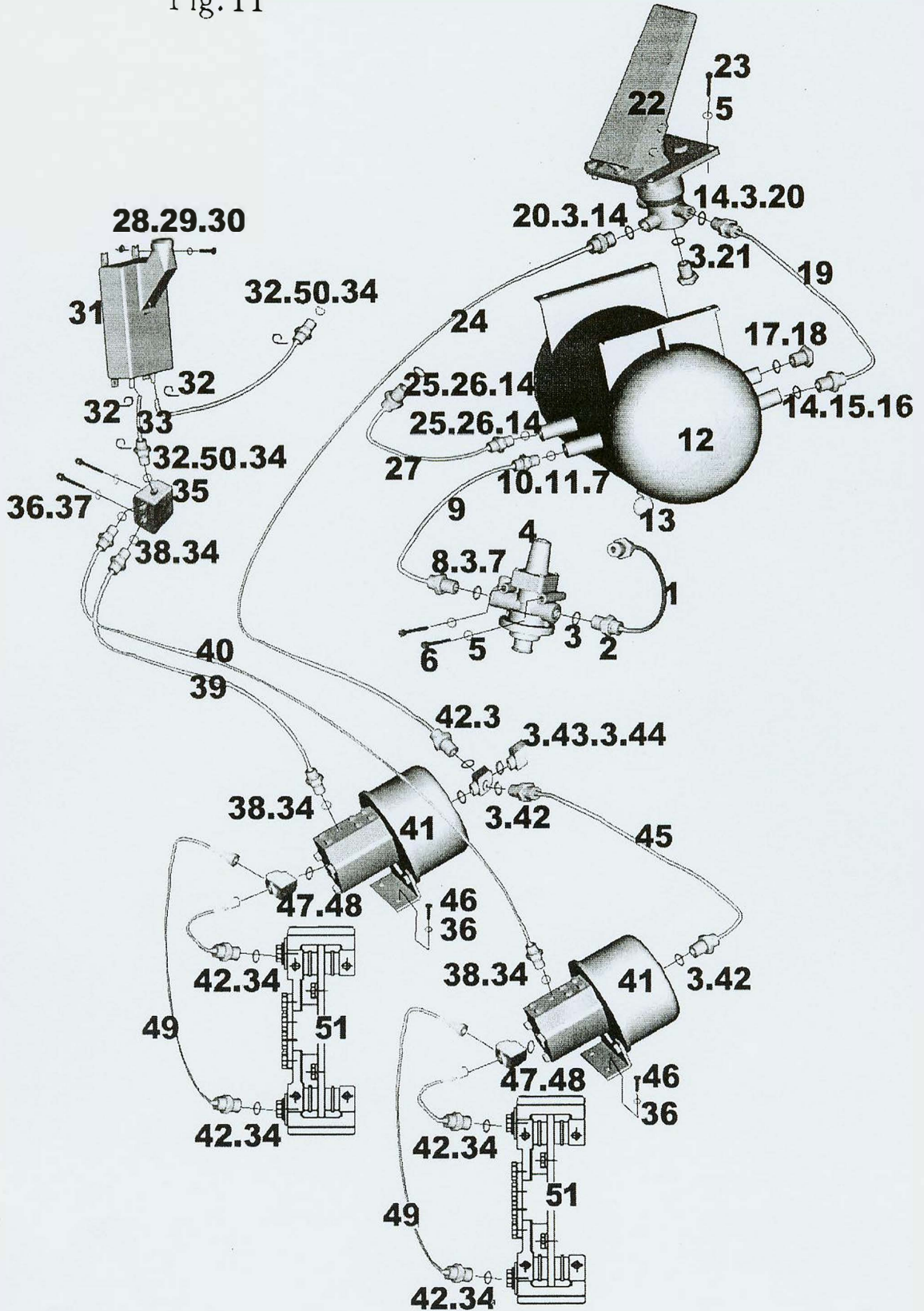




**图 11 脚制动系统**  
**Fig.11 Foot Brake System**

| 序号<br>No. | 零件代号<br>Drawing No. | 名 称<br>Name          | 数量<br>Q'ty | 备注<br>Notes |
|-----------|---------------------|----------------------|------------|-------------|
| 24        | B3-0099             | 气管总成 Pipe            | 1          |             |
| 25        | A3-1825             | 接头体 Connector        | 2          |             |
| 26        | A5-4150             | 组合垫 Washer           | 4          |             |
| 27        | B3-0202             | 气管总成 Pipe            | 1          |             |
| 28        | C4-3150             | 垫圈 Washer            | 4          |             |
| 29        | C3-0275             | 螺母 Nut               | 4          |             |
| 30        | C0-1500             | 螺栓 Bolt              | 4          |             |
| 31        | 39E421              | 油杯 Oil Cup           | 1          |             |
| 32        | B2-0495             | 喉箍 Clamp             | 4          |             |
| 33        | B2-1360             | 塑料管 Plastic Pipe     | 2          |             |
| 34        | A5-4140             | 组合垫 Washer           | 4          |             |
| 35        | 39E192              | 阀板 Valve             | 1          |             |
| 36        | C0-0528             | 螺栓 Bolt              | 2          |             |
| 37        | C4-3220             | 垫圈 Washer            | 10         |             |
| 38        | 39E120              | 接头 Connector         | 4          |             |
| 39        | 39E190              | 铜管 Pipe              | 1          |             |
| 40        | 39E191              | 铜管 Pipe              | 1          |             |
| 41        | A6-3094             | 加力器 Booster Cylinder | 2          |             |
| 42        | 39E120              | 接头 Connector         | 4          |             |
| 43        | 39E117              | 四通接头 Connector       | 1          |             |
| 44        | A7-0003             | 制动开关 Stop switch     | 1          |             |
| 45        | B3-0204             | 气管总成 Pipe            | 1          |             |
| 46        | C0-3161             | 螺栓 Bolt              | 8          |             |

图 11 脚制动系统 Foot Brake System  
 Fig. 11



**图 11 脚制动系统**  
**Fig.11 Foot Brake System**

| 序号<br>No. | 零件代号<br>Drawing No. | 名 称<br>Name       | 数量<br>Q'ty | 备注<br>Notes |
|-----------|---------------------|-------------------|------------|-------------|
| 47        | 39E119              | 三通接头<br>Connector | 2          |             |
| 48        | 39E116              | 铜垫<br>Washer      | 2          |             |
| 49        | 39E118              | 铜管<br>Pipe        | 4          |             |
| 50        | 39E115              | 接头<br>Connector   | 2          |             |
| 51        |                     | 制动器<br>Brake      | 4          | 驱动桥附件       |

图12 调速熄火操纵机构 Engine Stop Control Device  
Fig.12 变速操纵 Shift Control

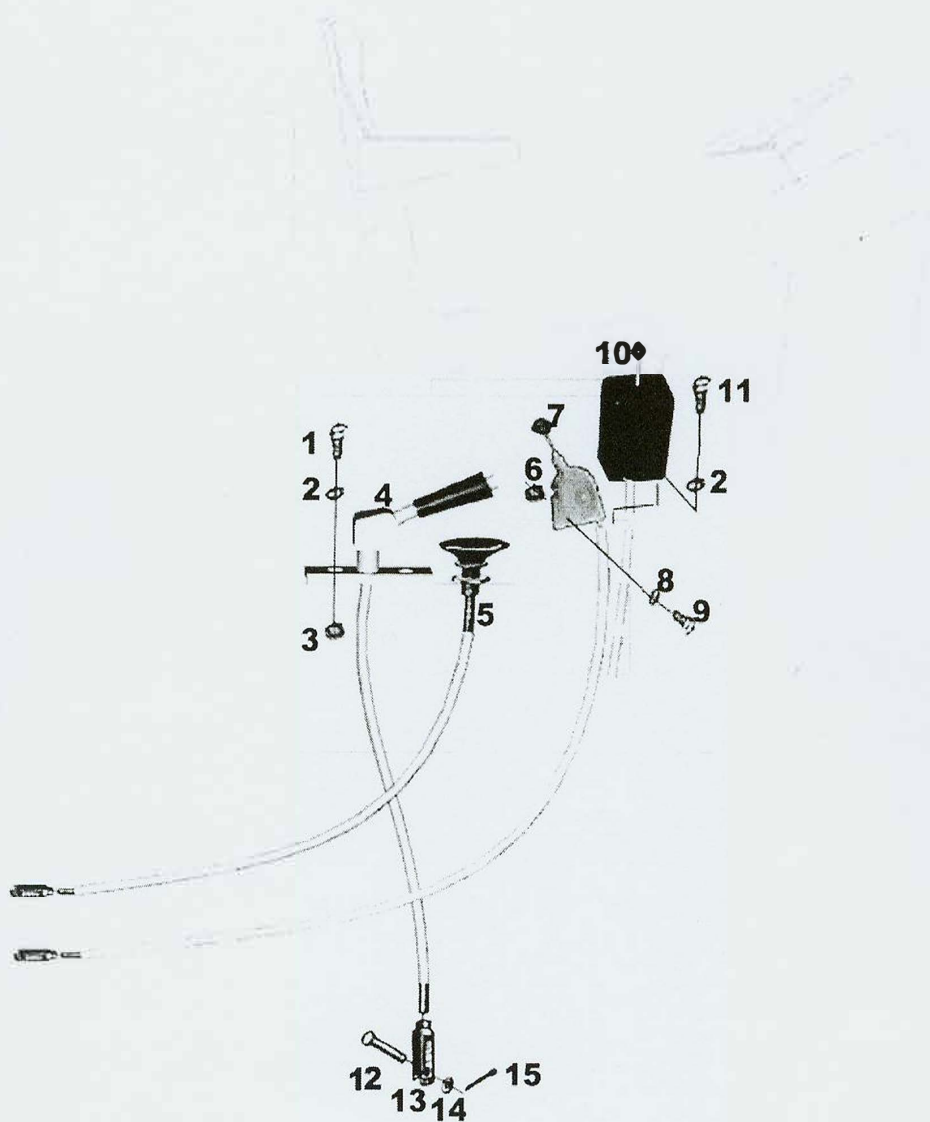


图 12 调速、熄火和变速操纵机构

Fig.12 Engine Stop Control Device and Shift Control

| 序号<br>No. | 零件代号<br>Drawing No. | 名 称<br>Name |                  | 数量<br>Q'ty | 备注<br>Notes |
|-----------|---------------------|-------------|------------------|------------|-------------|
| 1         | C0-0200             | 螺栓          | Bolt             | 6          |             |
| 2         | C4-3200             | 垫圈          | Washer           | 8          |             |
| 3         | C3-0060             | 螺母          | Nut              | 4          |             |
| 4         | A6-3112             | 手刹车软轴       | Soft Shaft       | 1          |             |
| 5         | A6-3110             | 熄火软轴        | Soft Shaft       | 1          |             |
| 6         | C3-0300             | 螺母          | Nut              | 2          |             |
| 7         | A6-3111             | 油门软轴        | Soft Shaft       | 1          |             |
| 8         | C4-3180             | 垫圈          | Washer           | 2          |             |
| 9         | C0-2020             | 螺栓          | Bolt             | 2          |             |
| 10        |                     | 选档器         | Shift Controller | 1          | 变速箱附件       |
| 11        | C0-0140             | 螺栓          | Bolt             | 2          |             |
| 12        | C6-3020             | 销           | Pin              | 1          |             |
| 13        | 203175              | 叉接头         | Connector        | 1          |             |
| 14        | C4-3620             | 垫圈          | Washer           | 1          |             |
| 15        | C6-4160             | 销           | Pin              | 1          |             |

图13 离合器操纵机构 Clutch Control Mechanism  
Fig.13

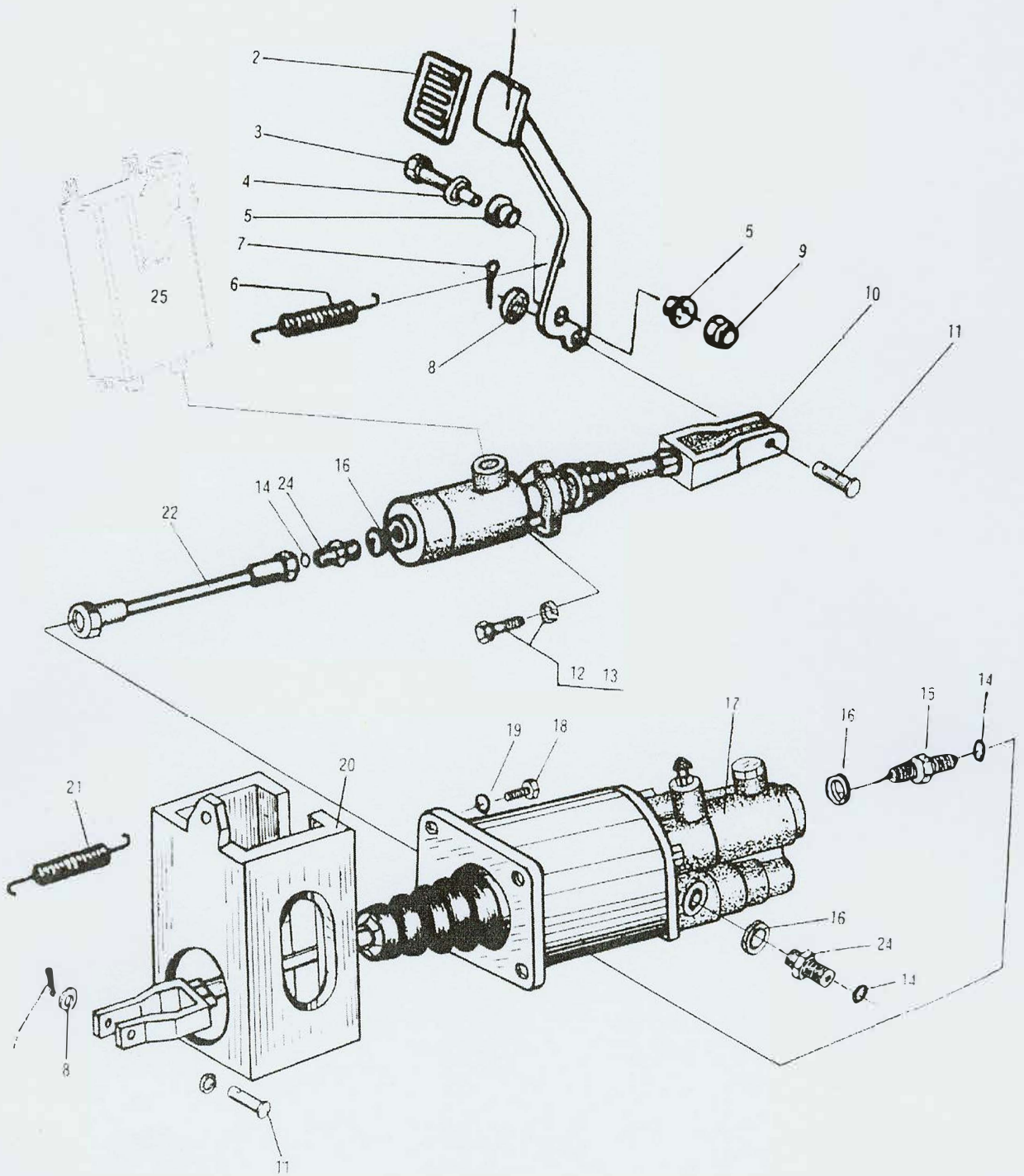
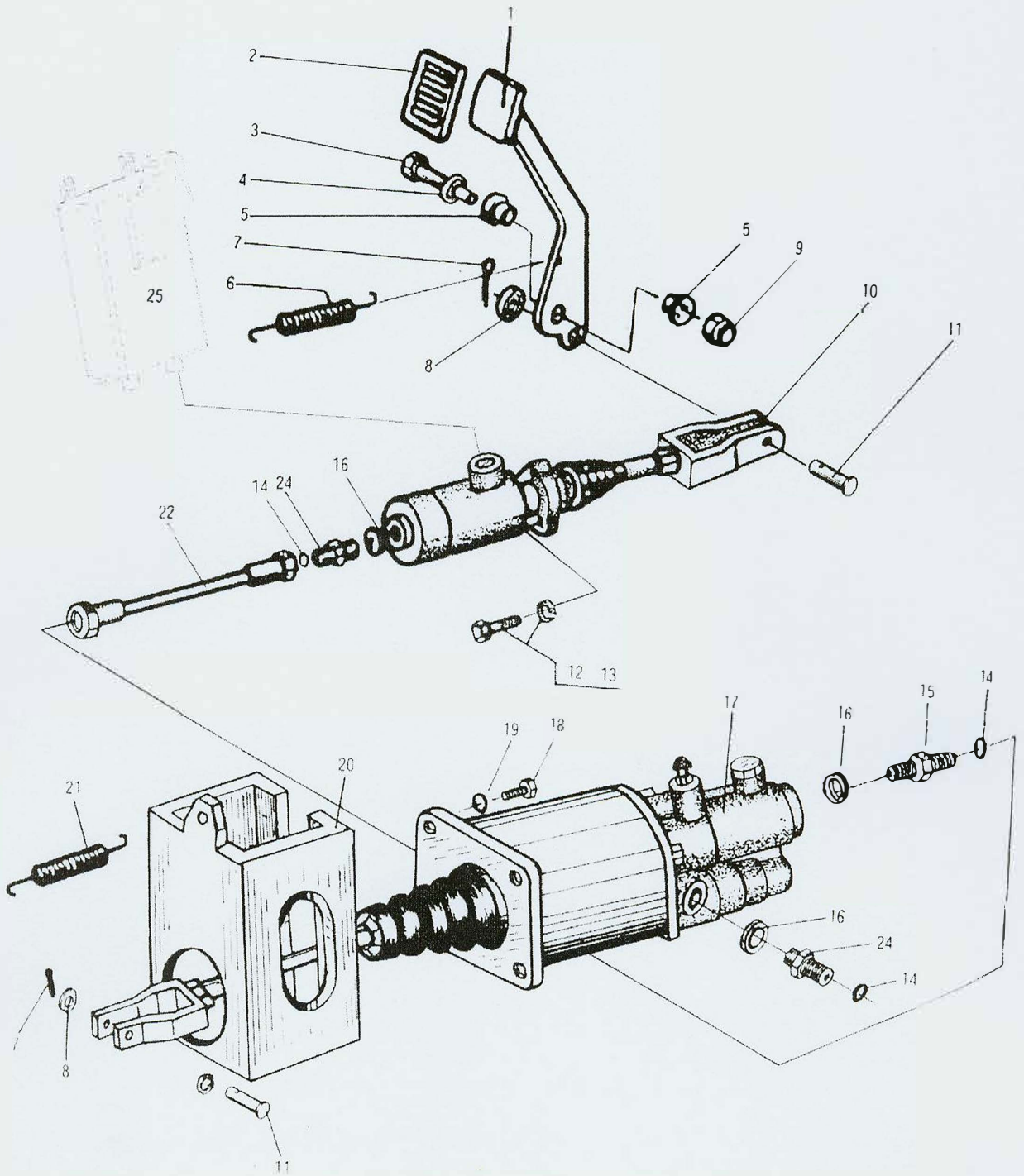


图 13 离合器操纵机构  
Fig.13 Clutch Control Mechanism

| 序号<br>No. | 零件代号<br>Drawing No. | 名 称<br>Name             | 数量<br>Q'ty | 备注<br>Notes |
|-----------|---------------------|-------------------------|------------|-------------|
| 1         | 34H620              | 制动踏板 Brake pedal        | 1          |             |
| 2         | 203055              | 橡胶踏板套 Rubber foot pedal | 1          |             |
| 3         | C0-4840             | 螺栓 Bolt                 | 1          |             |
| 4         | C4-4046             | 垫圈 Washer               | 1          |             |
| 5         | 203045              | 衬套 Bushing              | 2          |             |
| 6         | 223020              | 弹簧 Spring               | 1          |             |
| 7         | C6-4160             | 开口销 Pin                 | 1          |             |
| 8         | C4-4045             | 垫圈 Washer               | 1          |             |
| 9         | C3-0460             | 螺母 Nut                  | 1          |             |
| 10        | A6-3025             | 离合器主缸 Clutch cylinder   | 1          |             |
| 11        | C6-3121             | 销 Pin                   | 1          |             |
| 12        | C0-2480             | 螺栓 Bolt                 | 2          |             |
| 13        | C4-3200             | 垫圈 Washer               | 2          |             |
| 14        | A5-2030             | O形密封圈 O-ring            | 3          |             |
| 15        | A3-1825             | 接头 Connector            | 1          |             |
| 16        | A5-4150             | 垫圈 Washer               | 3          |             |
| 17        | A6-3026             | 离合器助力缸 Clutch cylinder  | 1          |             |
| 18        | C0-3320             | 螺栓 Bolt                 | 4          |             |
| 19        | C4-3840             | 垫圈 Washer               | 4          |             |
| 20        | 34H605              | 连接座 Adaptor             | 1          |             |
| 21        | 34H607              | 弹簧 Spring               | 1          |             |
| 22        | 391182              | 铜管 Copper pipe          | 1          |             |
| 23        | A5-4150             | 垫圈 Washer               | 1          |             |

图13  
Fig.13

离合器操纵机构 Clutch Control Mechanism



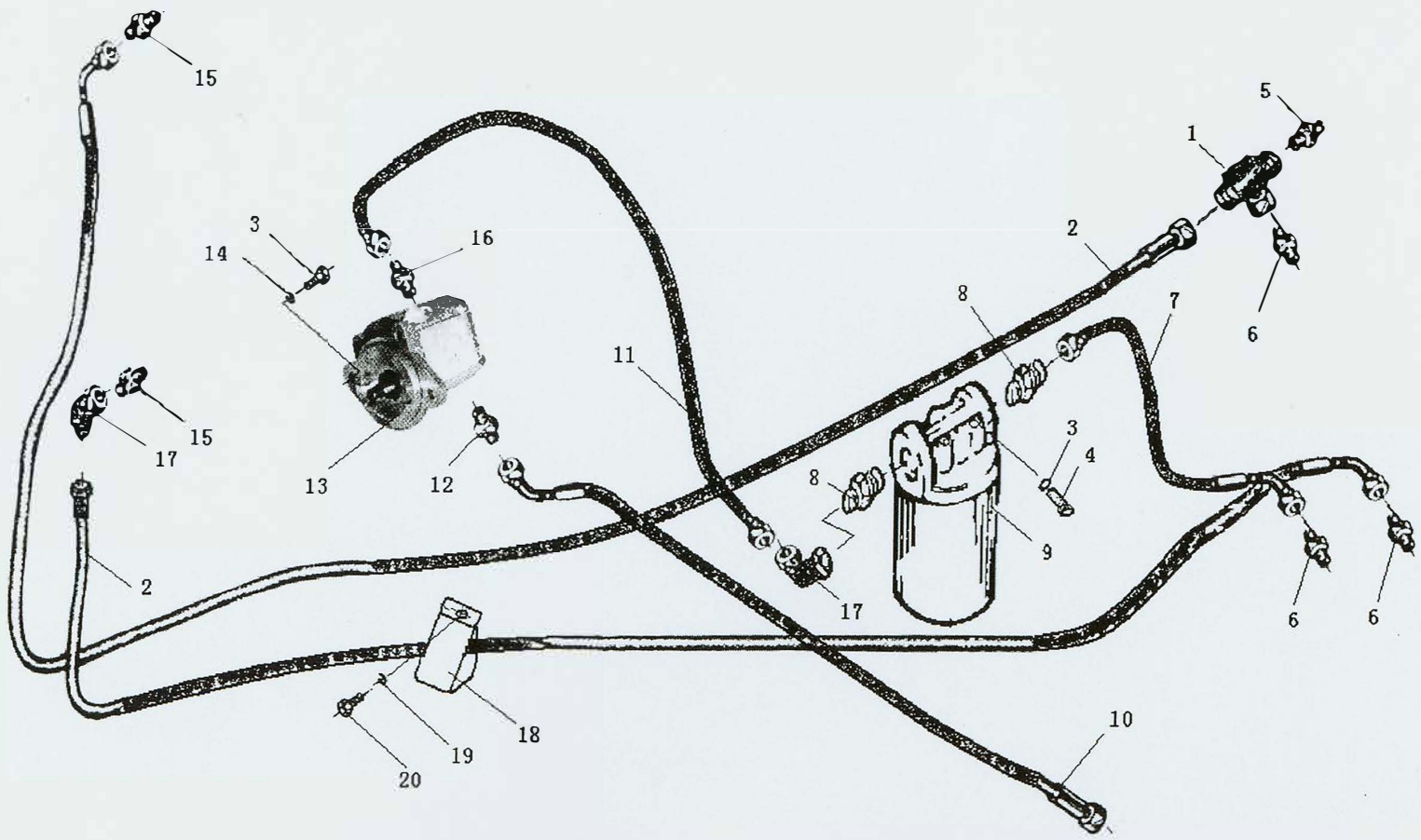


**图 13 离合器操纵系统**  
**Fig.13 Clutch Control Mechanism**

| 序号<br>No. | 零件代号<br>Drawing No. | 名 称<br>Name   | 数量<br>Q'ty | 备注<br>Notes |
|-----------|---------------------|---------------|------------|-------------|
| 24        | 62790               | 滤网<br>Filter  | 1          |             |
| 25        | 39E421              | 油杯<br>Oil Cup | 1          |             |

图 14  
Fig.14

变速系统 Shift System

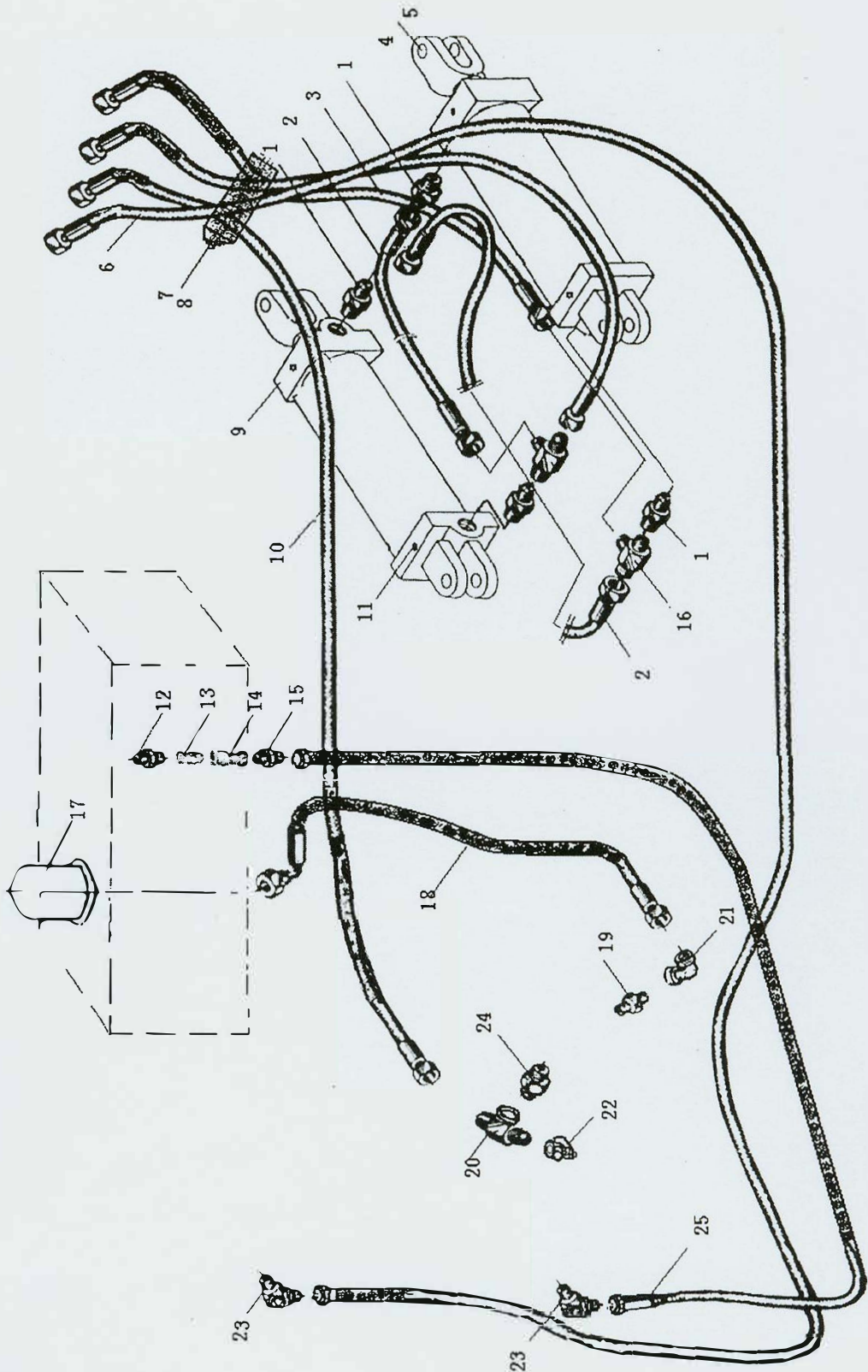


**图 14 变速系统**  
**Fig.14 Shift System**

| 序号<br>No. | 零件代号<br>Drawing No. | 名 称<br>Name       | 数量<br>Q'ty | 备注<br>Notes |
|-----------|---------------------|-------------------|------------|-------------|
| 1         | A3-5146             | 接头体<br>Adaptor    | 1          |             |
| 2         | A3-5400             | 胶管接头<br>Hose      | 2          |             |
| 3         | C4-3220             | 垫圈 10<br>washer   | 2          |             |
| 4         | C0-3360             | 螺栓<br>bolt        | 2          |             |
| 5         | A3-5023             | 接头体<br>Adaptor    | 1          |             |
| 6         | A3-5019             | 接头体<br>Adaptor    | 3          |             |
| 7         | A3-5401             | 胶管接头<br>Hose      | 1          |             |
| 8         | A3-5042             | 接头体<br>Adaptor    | 2          |             |
| 9         | A2-0095             | 滤清器<br>Oil Filter | 1          |             |
| 10        | A3-5403             | 胶管接头<br>Hose      | 1          |             |
| 11        | A3-5402             | 胶管接头<br>Hose      | 1          |             |
| 12        | A3-5021             | 接头体<br>Adaptor    | 2          |             |
| 13        | A1-1044             | 泵<br>Pump         | 1          |             |
| 14        | C0-0320             | 螺栓<br>bolt        | 2          |             |
| 15        | A3-5017             | 接头<br>Adaptor     | 2          |             |
| 16        | A3-2685             | 接头<br>Adaptor     | 1          |             |
| 17        | A3-5104             | 接头<br>Adaptor     | 2          |             |
| 18        | 203595              | 管夹<br>Hose clamp  | 1          |             |
| 19        | C0-0180             | 螺栓<br>bolt        | 1          |             |
| 20        | C4-3220             | 垫圈 8<br>washer    | 1          |             |

图15A SAUER 转向系统

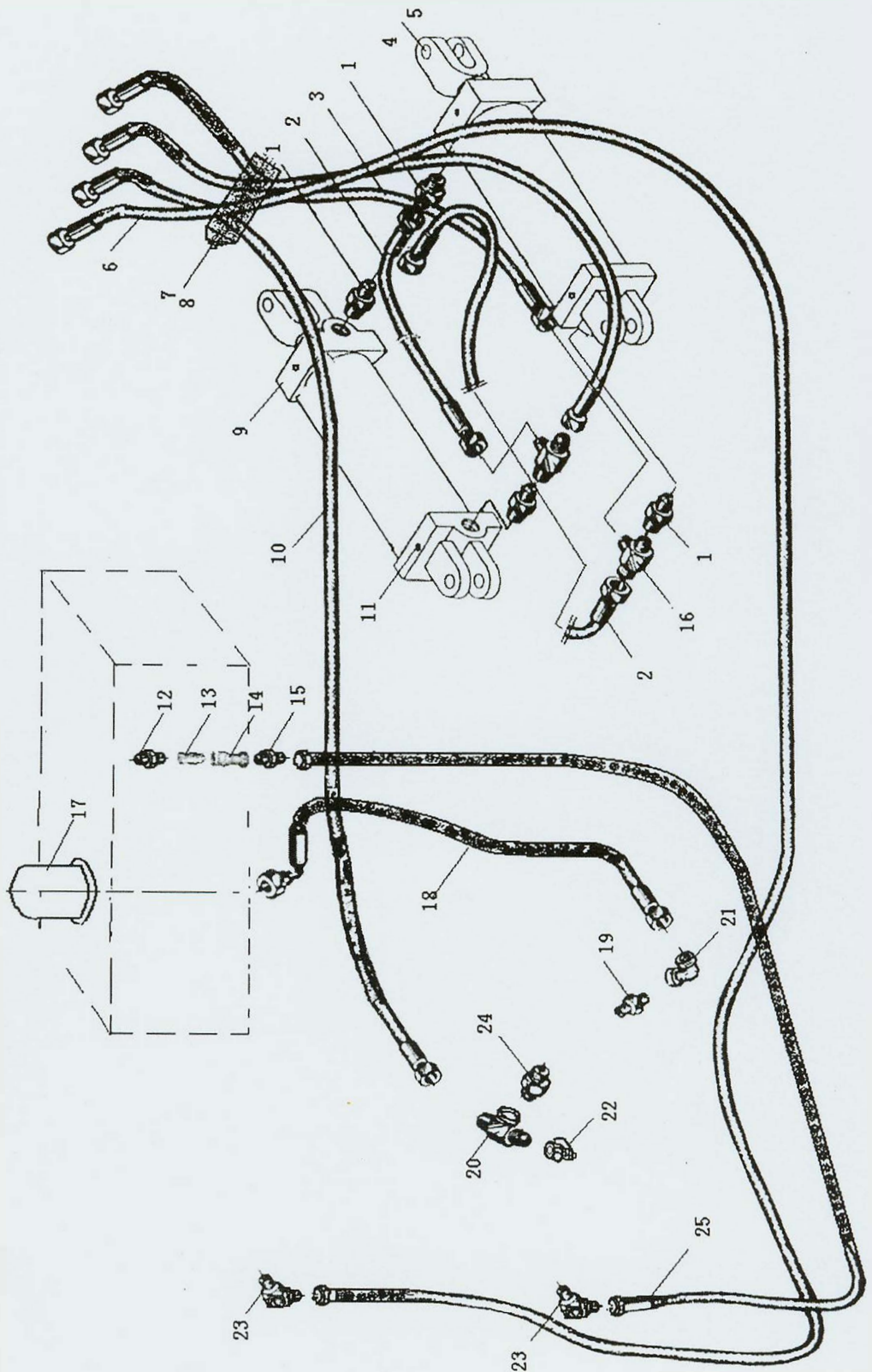
Fig.15A SAUER Steering System



**图 15A SAUER 转向系统**  
**Fig.15A SAUER Steering System**

| 序号<br>No. | 零件代号<br>Drawing No. | 名 称<br>Name           | 数量<br>Q'ty | 备注<br>Notes |
|-----------|---------------------|-----------------------|------------|-------------|
| 1         | A3-5014             | 接头体<br>Adaptor        | 4          |             |
| 2         | A3-5240             | 胶管接头<br>Hose          | 2          |             |
| 3         | A3-5405             | 胶管接头<br>Hose          | 2          |             |
| 4         |                     | 销子<br>Pin             | 4          |             |
| 5         | C9-2840             | 轴承<br>bearing         | 4          |             |
| 6         | A3-5407             | 胶管接头<br>Hose          | 1          |             |
| 7         | B2-1521             | 橡胶护垫<br>Rubber mat    | 1          |             |
| 8         | B2-1793             | 扎带<br>Strip           | 12         |             |
| 9         | D0-5776             | 转向油缸<br>Steering Jar  | 2          |             |
| 10        | A3-5406             | 胶管接头<br>Hose          | 1          |             |
| 11        | A5-3110             | 油杯<br>Oil cup         | 1          |             |
| 12        | A3-1900             | 接头<br>Adaptor         | 1          |             |
| 13        | A2-0036             | 接头<br>Adaptor         | 1          |             |
| 14        | A2-0038             | 接头<br>Adaptor         | 1          |             |
| 15        | A3-5168             | 接头<br>Adaptor         | 1          |             |
| 16        | A3-5150             | 接头<br>Adaptor         | 2          |             |
| 17        | A2-0101             | 滤清器<br>Oil Filter     | 1          |             |
| 18        | A3-5404             | 胶管接头<br>Hose          | 1          |             |
| 19        | A3-5015             | 接头<br>Adaptor         | 2          |             |
| 20        | A3-55152            | 接头<br>Adaptor         | 1          |             |
| 21        | A3-5101             | 接头<br>Adaptor         | 1          |             |
| 22        | A3-2490             | 测压接头<br>Nipple nipper | 1          |             |
| 23        | A3-5168             | 接头<br>Adaptor         | 2          |             |

图15A SAUER 转向系统  
 Fig.15A SAUER Steering System

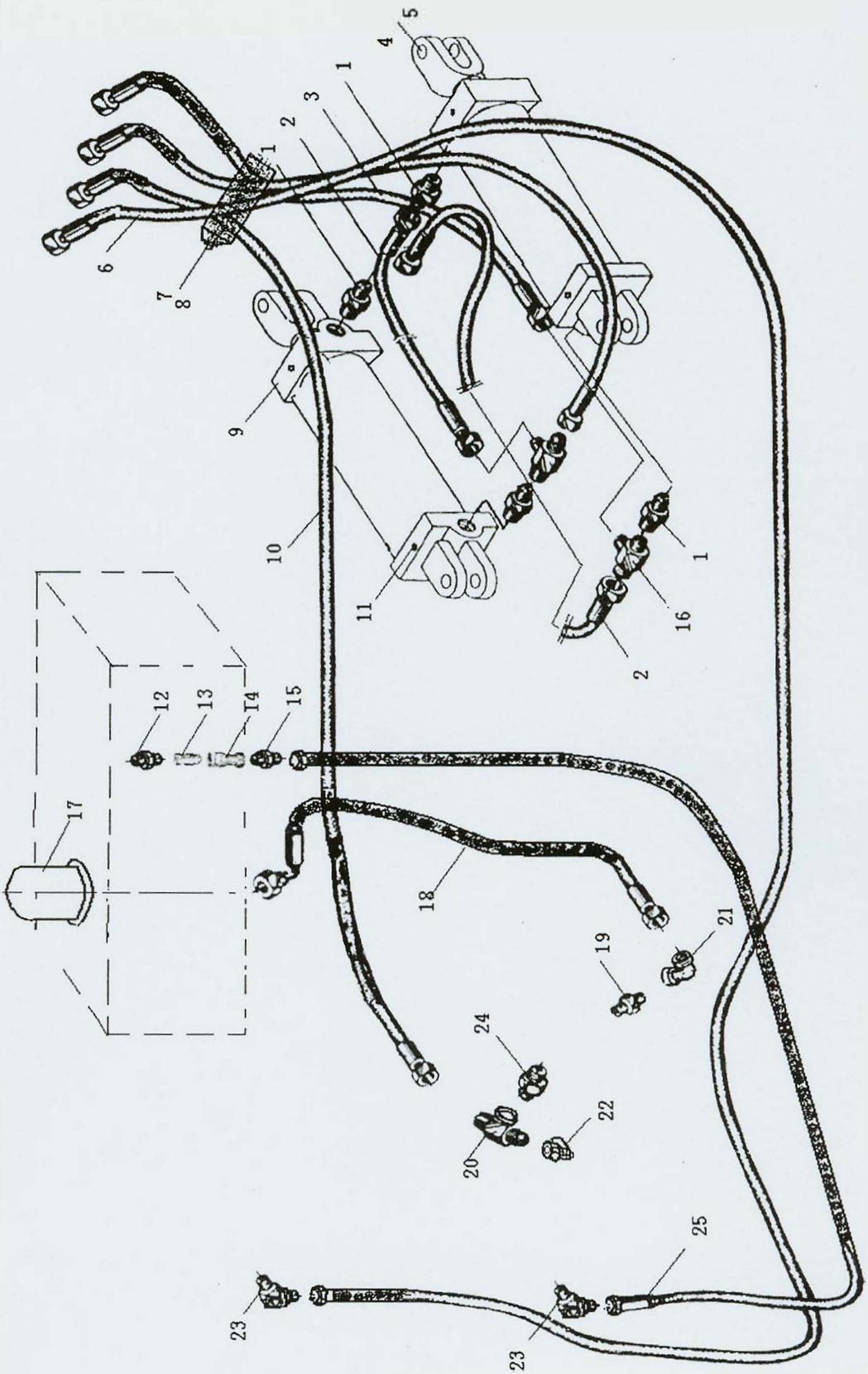


## 图 15A SAUER 转向系统

### Fig.15A SAUER Steering System

| 序号<br>No. | 零件代号<br>Drawing No. | 名 称<br>Name | 数量<br>Q'ty | 备注<br>Notes |
|-----------|---------------------|-------------|------------|-------------|
| 24        | A3-5005             | 接头 Adaptor  | 1          |             |
| 25        | A3-5238             | 胶管接头 Hose   | 1          |             |

图15B REXROTH 转向系统  
 Fig.15B REXROTH Steering System

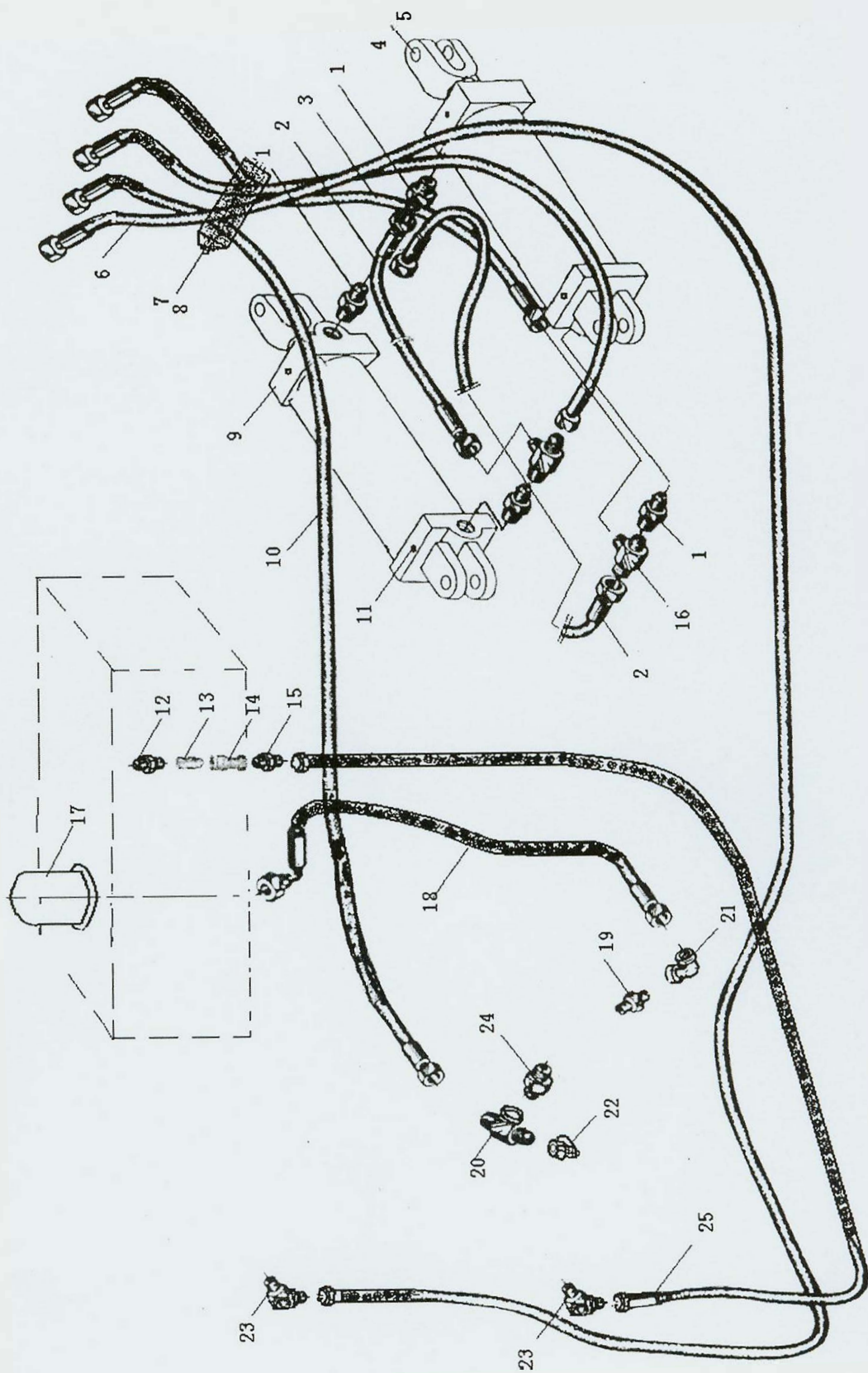




**图 15B REXTHOR 转向系统**  
**Fig.15B REXTHOR Steering System**

| 序号<br>No. | 零件代号<br>Drawing No. | 名 称<br>Name           | 数量<br>Q'ty | 备注<br>Notes |
|-----------|---------------------|-----------------------|------------|-------------|
| 1         | A3-5014             | 接头体     Adaptor       | 4          | 油缸附件        |
| 2         | A3-5240             | 胶管接头     Hose         | 2          |             |
| 3         | A3-5405             | 胶管接头     Hose         | 2          |             |
| 4         |                     | 销子                    | 4          |             |
| 5         | C9-2840             | 轴承     bearing        | 4          |             |
| 6         | A3-5407             | 胶管接头     Hose         | 1          |             |
| 7         | B2-1521             | 橡胶护垫     Rubber mat   | 1          |             |
| 8         | B2-1793             | 扎带     Strip          | 12         |             |
| 9         | D0-5776             | 转向油缸     Steering jar | 2          |             |
| 10        | A3-5406             | 胶管接头     Hose         | 1          |             |
| 11        | A5-3110             | 油杯     Oil cup        | 4          |             |
| 12        | A3-1900             | 接头     Adaptor        | 1          |             |
| 13        | A2-0036             | 接头     Adaptor        | 1          |             |
| 14        | A2-0038             | 接头     Adaptor        | 1          |             |
| 15        | A3-1909             | 接头     Adaptor        | 1          |             |
| 16        | A3-5150             | 接头     Adaptor        | 2          |             |
| 17        | A2-0101             | 滤清器     Oil Filter    | 1          |             |
| 18        | A3-5404             | 胶管接头     Hose         | 1          |             |
| 19        | A3-5302             | 法兰     Flange         | 2          |             |
| 20        | A3-5046             | 接头     Adaptor        | 1          |             |
| 21        | A3-5176             | 接头     Adaptor        | 1          |             |
| 22        | A3-5152             | 接头     Adaptor        | 1          |             |
| 23        | A3-5168             | 接头     Adaptor        | 2          |             |

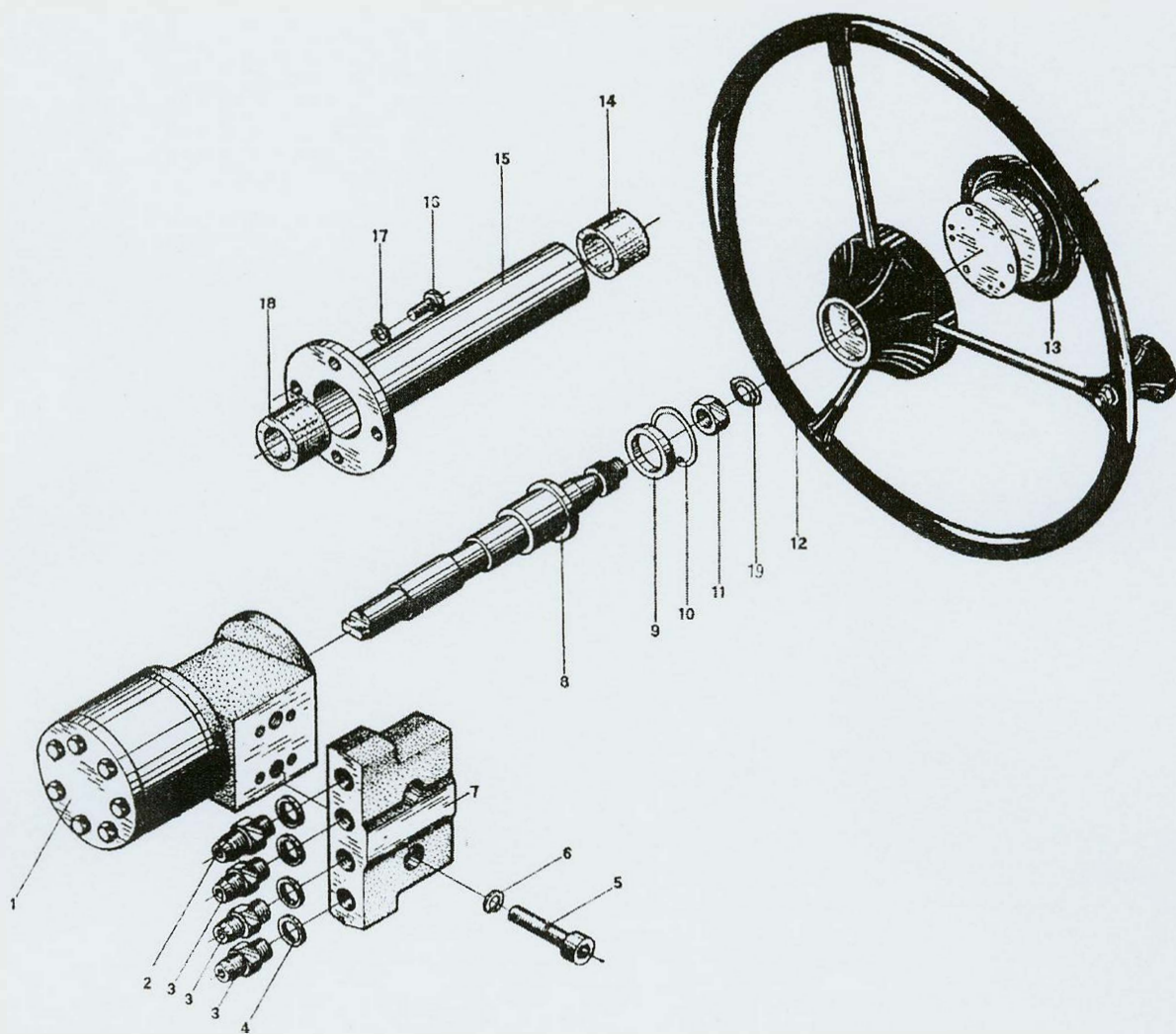
图15B REXROTH 转向系统  
Fig.15B REXROTH Steering System



**图 15B REXTHOR 转向系统**  
**Fig.15B REXTHOR Steering System**

| 序号<br>No. | 零件代号<br>Drawing No. | 名 称<br>Name        | 数量<br>Q'ty | 备注<br>Notes |
|-----------|---------------------|--------------------|------------|-------------|
| 24        | A2-0008             | 测压接头 Nipple nipper | 1          |             |
| 25        | A3-5238             | 胶管接头 Hose          | 1          |             |
| 26        | A3-5104             | 接头 Adaptor         | 1          |             |

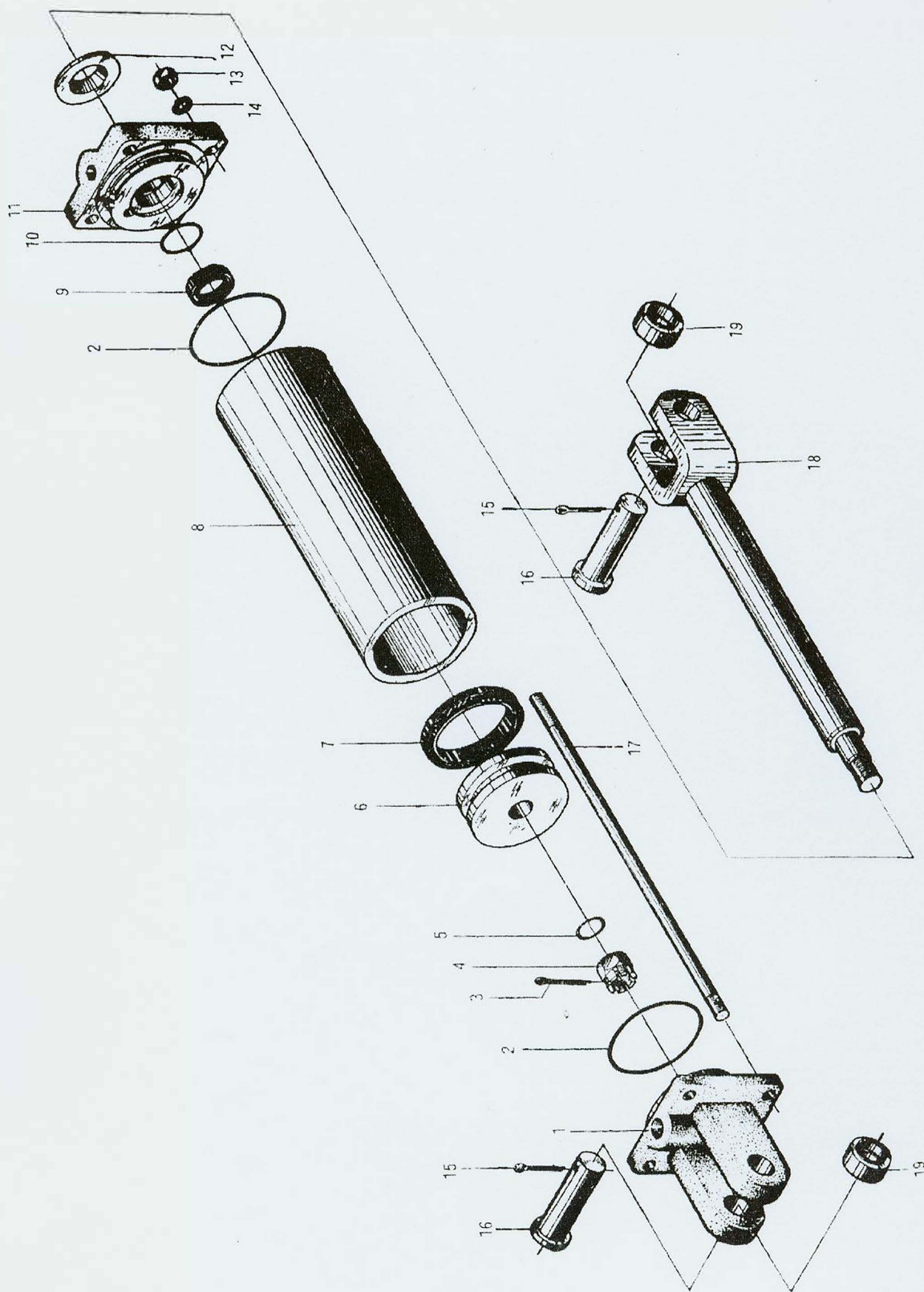
图16 转向操纵 Steering Control  
Fig.16



**图 16 转向操纵**  
**Fig.16 Steering Control**

| 序号<br>No. | 零件代号<br>Drawing No. | 名 称<br>Name             | 数量<br>Q'ty | 备注<br>Notes |
|-----------|---------------------|-------------------------|------------|-------------|
| 1         | D0-5776             | 转向器<br>Steering unit    | 1          |             |
| 2         | 2B3830              | 接头体<br>Adaptor          | 1          |             |
| 3         | 303230              | 接头<br>Adaptor           | 3          |             |
| 4         | A5-4060             | 垫圈<br>Washer            | 4          |             |
| 5         | C2-4100             | 螺钉<br>Screw             | 2          |             |
| 6         | C4-3240             | 垫圈<br>Washer            | 2          |             |
| 7         | D0-3263             | 阀块<br>Valve block       | 1          |             |
| 8         |                     | 转向杆<br>Steering rod     | 1          | 仪表箱附件       |
| 9         |                     | 挡圈<br>Space ring        | 1          | 仪表箱附件       |
| 10        | C4-2000             | 挡圈<br>Clip ring         | 1          |             |
| 11        | C3-1945             | 螺母<br>Nut               | 1          |             |
| 12        | B4-0015             | 方向盘总成<br>Steering wheel | 1          |             |
| 13        |                     | 喇叭按钮总成<br>Horn button   | 1          | 方向盘附件       |
| 14        |                     | 套<br>Tube               | 1          | 仪表箱附件       |
| 15        |                     | 支承管<br>Bearing tube     | 1          | 仪表箱附件       |
| 16        | C0-3319             | 螺栓<br>Bolt              | 4          |             |
| 17        | C4-3220             | 垫圈<br>Washer            | 4          |             |
| 18        |                     | 套<br>Tube               | 1          | 仪表箱附件       |
| 19        |                     | V型密封圈<br>O-ring         | 1          | 仪表箱附件       |

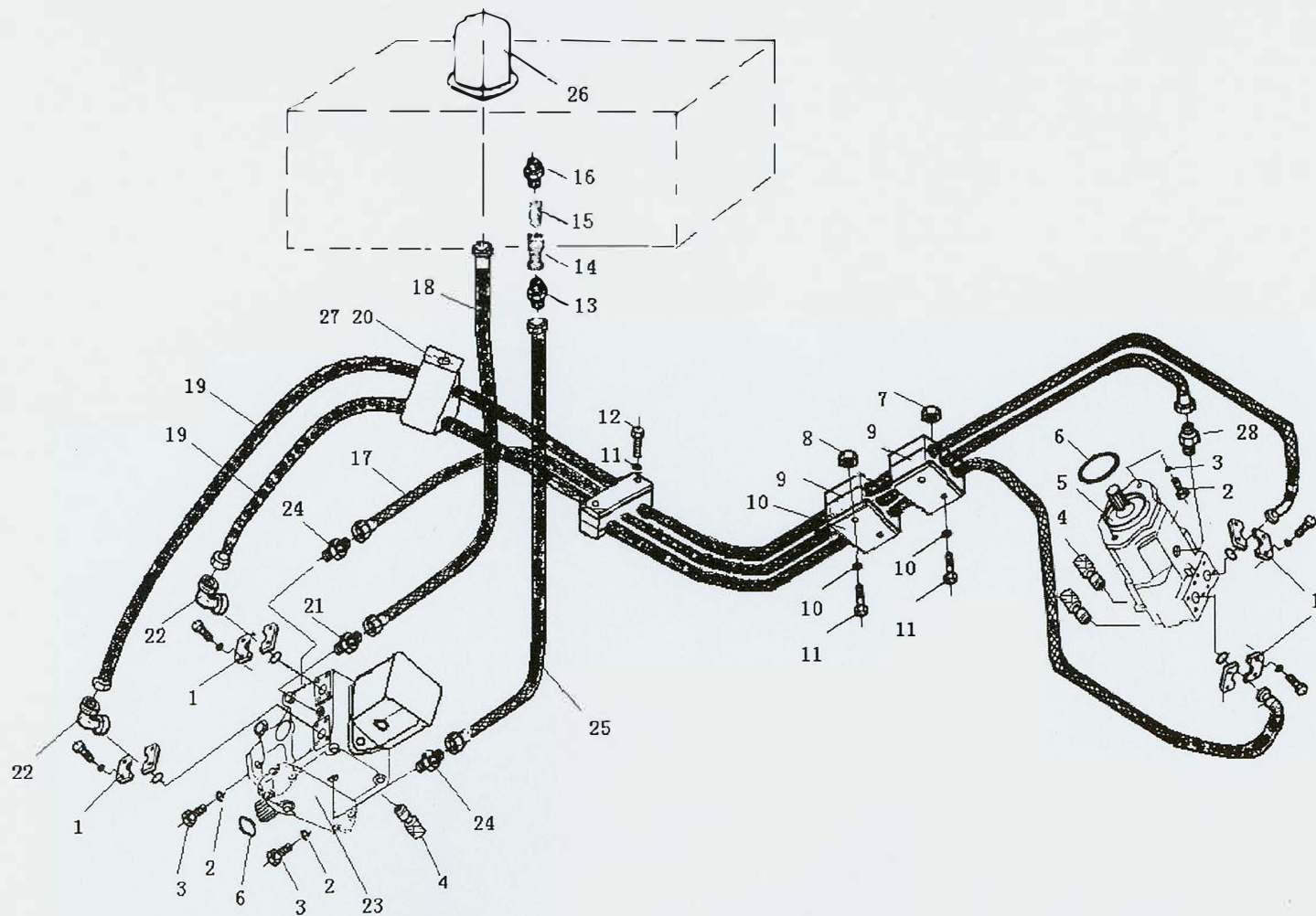
图17 转向油缸 Steering Cylinder  
Fig.17



**图 17 转向油缸**  
**Fig.17 Steering Cylinder**

| 序号<br>No. | 零件代号<br>Drawing No. | 名 称<br>Name         | 数量<br>Q'ty | 备注<br>Notes |
|-----------|---------------------|---------------------|------------|-------------|
| 1         |                     | 后端盖 Rear end cover  | 2          |             |
| 2         | A5-2490             | O形密封圈 O-ring        | 4          |             |
| 3         | C6-4500             | 开口销 Pin             | 2          |             |
| 4         |                     | 螺母 Nut              | 2          |             |
| 5         | A5-2160             | O形密封圈 O-ring        | 2          |             |
| 6         |                     | 活塞 Piston           | 2          |             |
| 7         |                     | 活塞密封 Piston ring    | 2          |             |
| 8         |                     | 缸筒 Cylinder         | 2          |             |
| 9         |                     | Yx型密封圈 Yx type seal | 2          |             |
| 10        | A5-2290             | O形密封圈 O-ring        | 2          |             |
| 11        |                     | 前端盖 Front end cover | 2          |             |
| 12        |                     | 防尘圈 Ring            | 2          |             |
| 13        | C3-0540             | 螺母 Nut              | 8          |             |
| 14        | C4-3260             | 垫圈 Washer           | 8          |             |
| 15        |                     | 开口销 Pin             | 8          |             |
| 16        |                     | 连接销 Pin             | 8          |             |
| 17        |                     | 双头螺栓 Bolt           | 8          |             |
| 18        |                     | 活塞杆 Rod             | 2          |             |
| 19        |                     | 轴承 Bearing          | 4          |             |

图18A SAUER 液压振动系统  
Fig.18A SAUER Hy—Vibration System

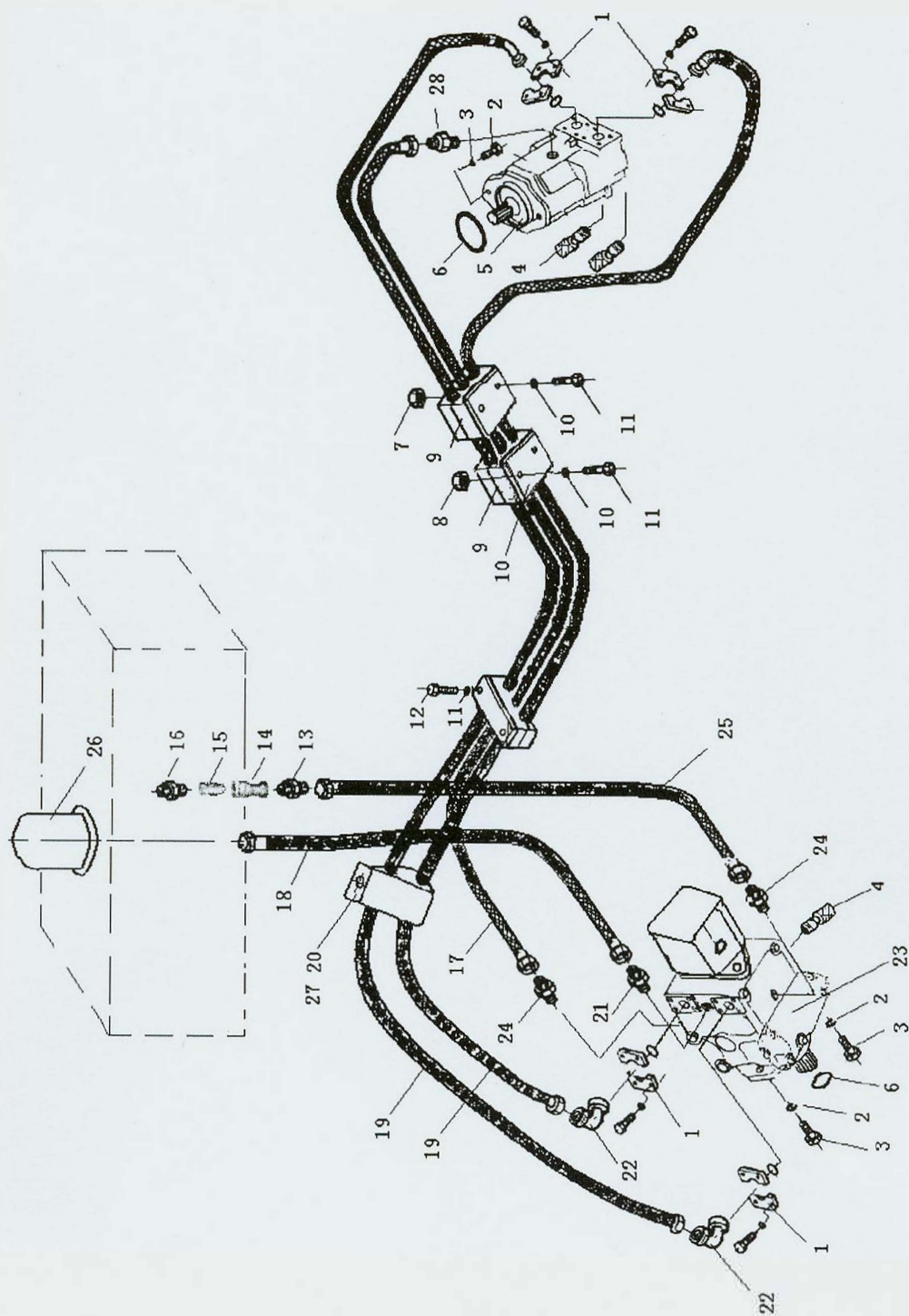




**图 18A SAUER 液压振动系统**  
**Fig.18A SAUER Hy-Vibration System**

| 序号<br>No. | 零件代号<br>Drawing No. | 名 称<br>Name              | 数量<br>Q'ty | 备注<br>Notes |
|-----------|---------------------|--------------------------|------------|-------------|
| 1         | A3-5300             | 法兰夹<br>Flange            | 4          |             |
| 2         | C0-0880             | 螺栓<br>Bolt               | 8          |             |
| 3         | B8-1045             | 垫圈<br>Washer             | 8          |             |
| 4         | A2-0019             | 测压接头<br>Connector        | 3          |             |
| 5         | A1-0066             | 马达<br>Hydraulic motor    | 1          |             |
| 6         | A5-2550             | O型密封圈<br>O-ring          | 2          |             |
| 7         | C3-0100             | 螺母<br>Nut                | 2          |             |
| 8         | B2-1793             | 扎带<br>Strip              | 10         |             |
| 9         | 2B2121              | 软管夹<br>Hose clamp        | 3          |             |
| 10        | 2B2130              | 固定板<br>Plate             | 3          |             |
| 11        | C4-3220             | 垫圈<br>Washer             | 6          |             |
| 12        | C0-3700             | 螺栓<br>Bolt               | 6          |             |
| 13        | A3-1909             | 接头<br>Connector          | 1          |             |
| 14        | A2-0038             | 接头<br>Connector          | 1          |             |
| 15        | A2-0036             | 接头<br>Connector          | 1          |             |
| 16        | A3-1900             | 接头<br>Connector          | 1          |             |
| 17        | A3-5410             | 胶管接头<br>Rubber connector | 1          |             |
| 18        | A3-5411             | 胶管接头<br>Rubber connector | 1          |             |
| 19        | A3-                 | 胶管接头<br>Rubber connector | 2          |             |
| 20        | B2-1520             | 橡胶护垫<br>Rubber mat       | 1          |             |
| 21        | A3-5001             | 接头<br>Connector          | 2          |             |
| 22        | A3-5174             | 法兰<br>Flange             | 2          |             |
| 23        | A1-0043             | 振动泵<br>Vibratory pump    | 1          |             |

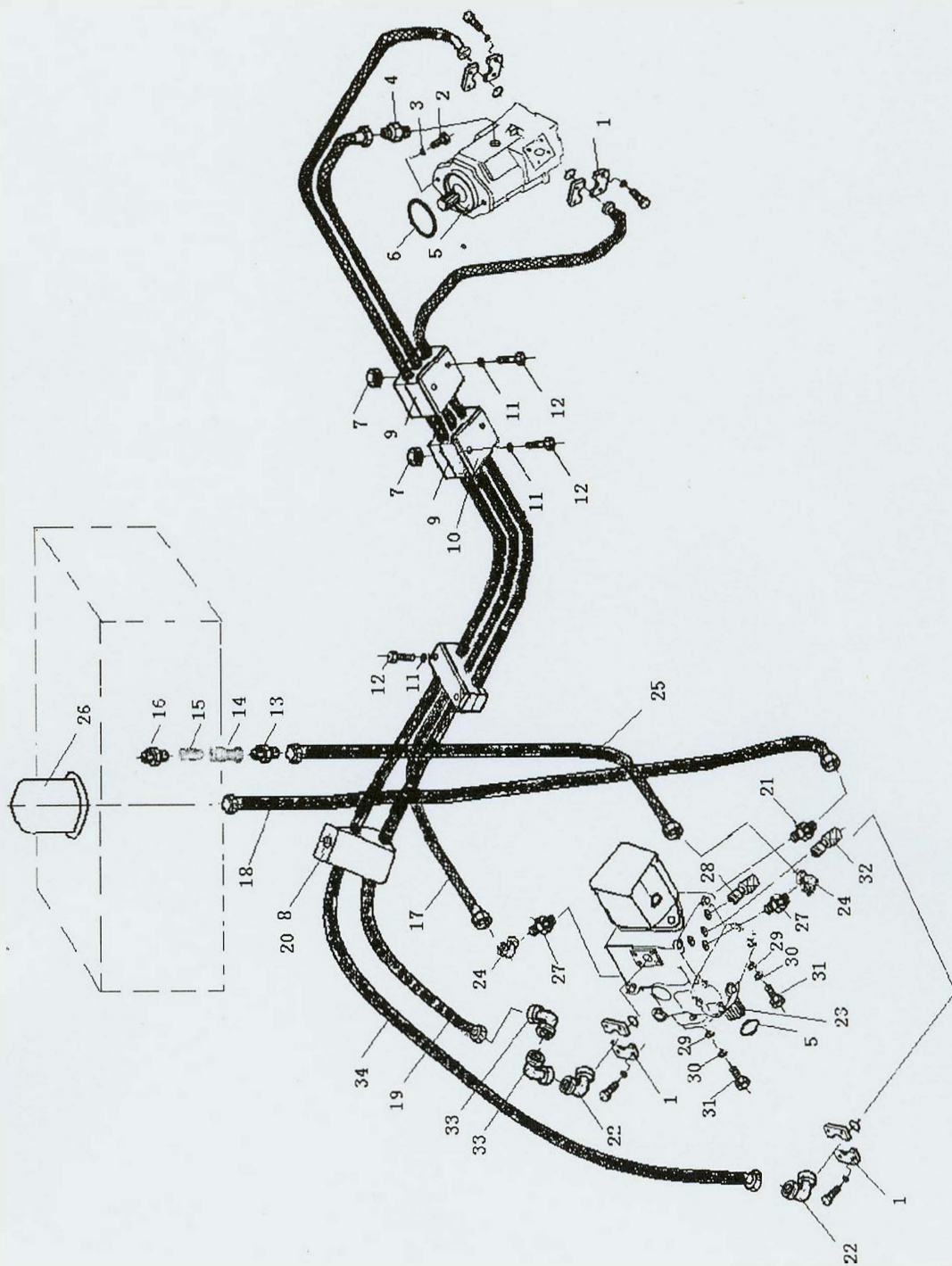
图18A SAUER 液压振动系统  
 Fig.18A SAUER Hy—Vibration System



**图 18A SAUER 液压振动系统**  
**Fig.18A SAUER Hy-Vibration System**

| 序号<br>No. | 零件代号<br>Drawing No. | 名 称<br>Name              | 数量<br>Q'ty | 备注<br>Notes |
|-----------|---------------------|--------------------------|------------|-------------|
| 24        | A3-5007             | 接头<br>Connector          | 2          |             |
| 25        | A3-                 | 胶管接头<br>Rubber connector | 1          |             |
| 26        | A2-0101             | 滤清器<br>Oil Filter        | 1          |             |
| 27        | B2-1793             | 扎带<br>Clamp              | 10         |             |
| 28        | A3-5005             | 接头<br>Connector          | 1          |             |

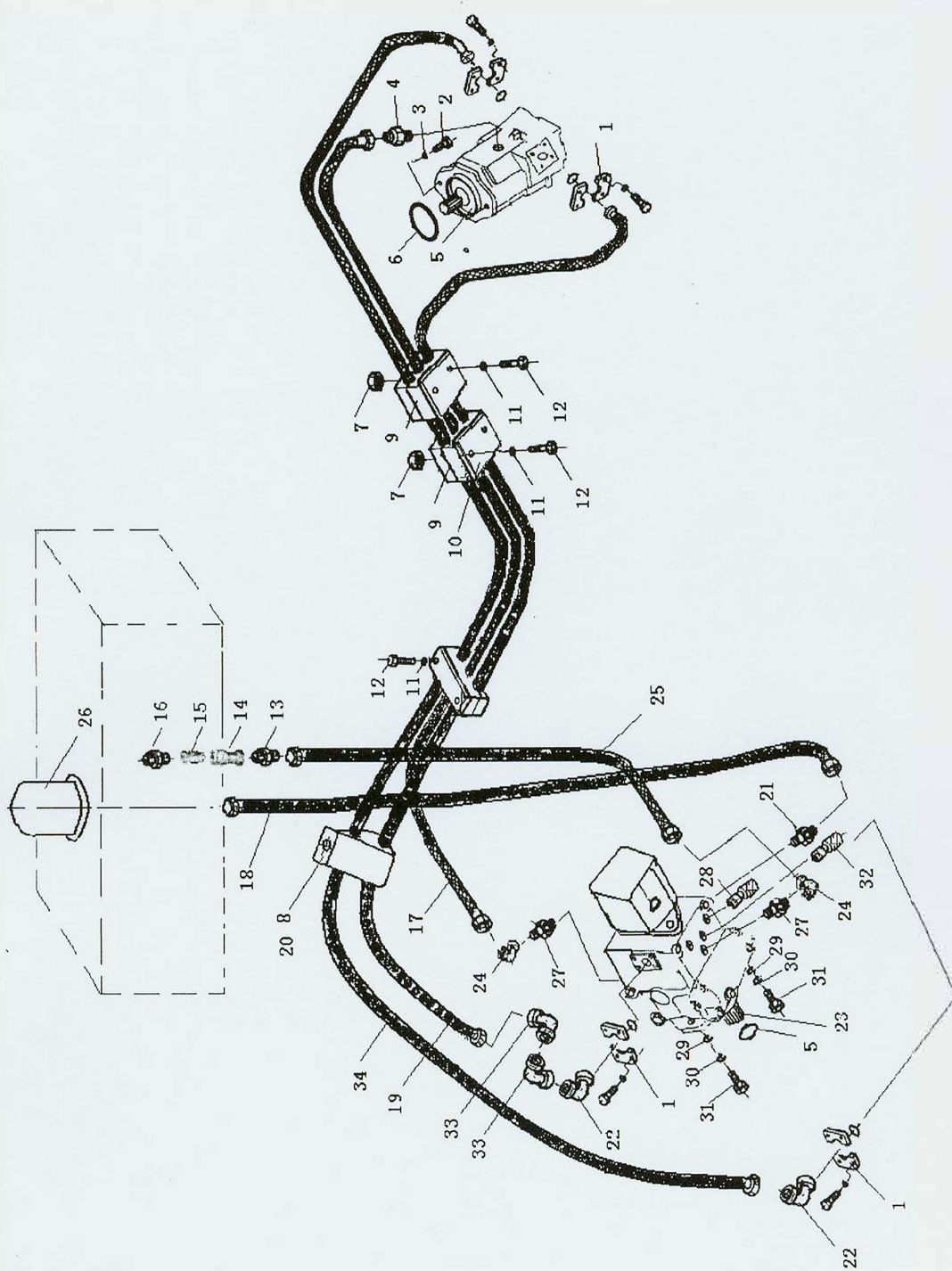
图18B REXROTH SAUER 液压振动系统  
 Fig.18B REXROTH SAUER Hy—Vibration System



**图 18B REXTHOR 液压振动系统**  
**Fig.18B REXTHOR Hy-Vibration System**

| 序号<br>No. | 零件代号<br>Drawing No. | 名 称<br>Name           | 数量<br>Q'ty | 备注<br>Notes |
|-----------|---------------------|-----------------------|------------|-------------|
| 1         | A3-5305             | 法兰夹 Flange            | 4          |             |
| 2         | C0-0720             | 螺栓 Bolt               | 4          |             |
| 3         | B8-1040             | 垫圈 Washer             | 4          |             |
| 4         | A3-5017             | 接头 Connector          | 1          |             |
| 5         | A1-0002             | 马达 Hydraulic motor    | 1          |             |
| 6         | A5-2550             | O型密封圈 O-ring          | 2          |             |
| 7         | C3-0100             | 螺母 Nut                | 2          |             |
| 8         | B2-1793             | 扎带 Strip              | 10         |             |
| 9         | 2B2121              | 软管夹 Hose clamp        | 3          |             |
| 10        | 2B2130              | 固定板 Plate             | 3          |             |
| 11        | C4-3220             | 垫圈 Washer             | 6          |             |
| 12        | C0-3700             | 螺栓 Bolt               | 6          |             |
| 13        | A3-1909             | 接头 Connector          | 1          |             |
| 14        | A2-0038             | 接头 Connector          | 1          |             |
| 15        | A2-0036             | 接头 Connector          | 1          |             |
| 16        | A3-1900             | 接头 Connector          | 1          |             |
| 17        | A3-5410             | 胶管接头 Rubber connector | 1          |             |
| 18        | A3-5411             | 胶管接头 Rubber connector | 1          |             |
| 19        | A3-5409             | 胶管接头 Rubber connector | 1          |             |
| 20        | B2-1520             | 橡胶护垫 Rubber mat       | 1          |             |
| 21        | A3-5021             | 接头 Connector          | 2          |             |
| 22        | A3-5175             | 法兰 Flange             | 2          |             |
| 23        | A1-0042             | 振动泵 Vibratory pump    | 1          |             |

图18B REXROTH SAUER 液压振动系统  
 Fig.18B REXROTH SAUER Hy - Vibration System



**图 18B REXTHOR 液压振动系统**

**Fig.18B REXTHOR Hy-Vibration System**

| 序号<br>No. | 零件代号<br>Drawing No. | 名 称<br>Name           | 数量<br>Q'ty | 备注<br>Notes |
|-----------|---------------------|-----------------------|------------|-------------|
| 24        | A3-5104             | 接头 Connector          | 2          |             |
| 25        | A3-5408             | 胶管接头 Rubber connector | 1          |             |
| 26        | A2-0101             | 滤清器 Oil Filter        | 1          |             |
| 27        | A3-5006             | 接头 Connector          | 1          |             |
| 28        | T1-0341             | 测压接头 Connector        | 2          |             |
| 29        | C4-3900             | 垫圈 Washer             | 2          |             |
| 30        | C4-3280             | 垫圈 Washer             | 2          |             |
| 31        | C0-5680             | 螺栓 Bolt               | 2          |             |
| 32        | T1-0343             | 测压接头 Connector        | 1          |             |
| 33        | A3-5100             | 接头 Connector          | 2          |             |
| 34        | A3-5415             | 胶管接头 Rubber connector | 1          |             |

图19 仪表箱及仪表

Fig.19 Control Console and Instruments

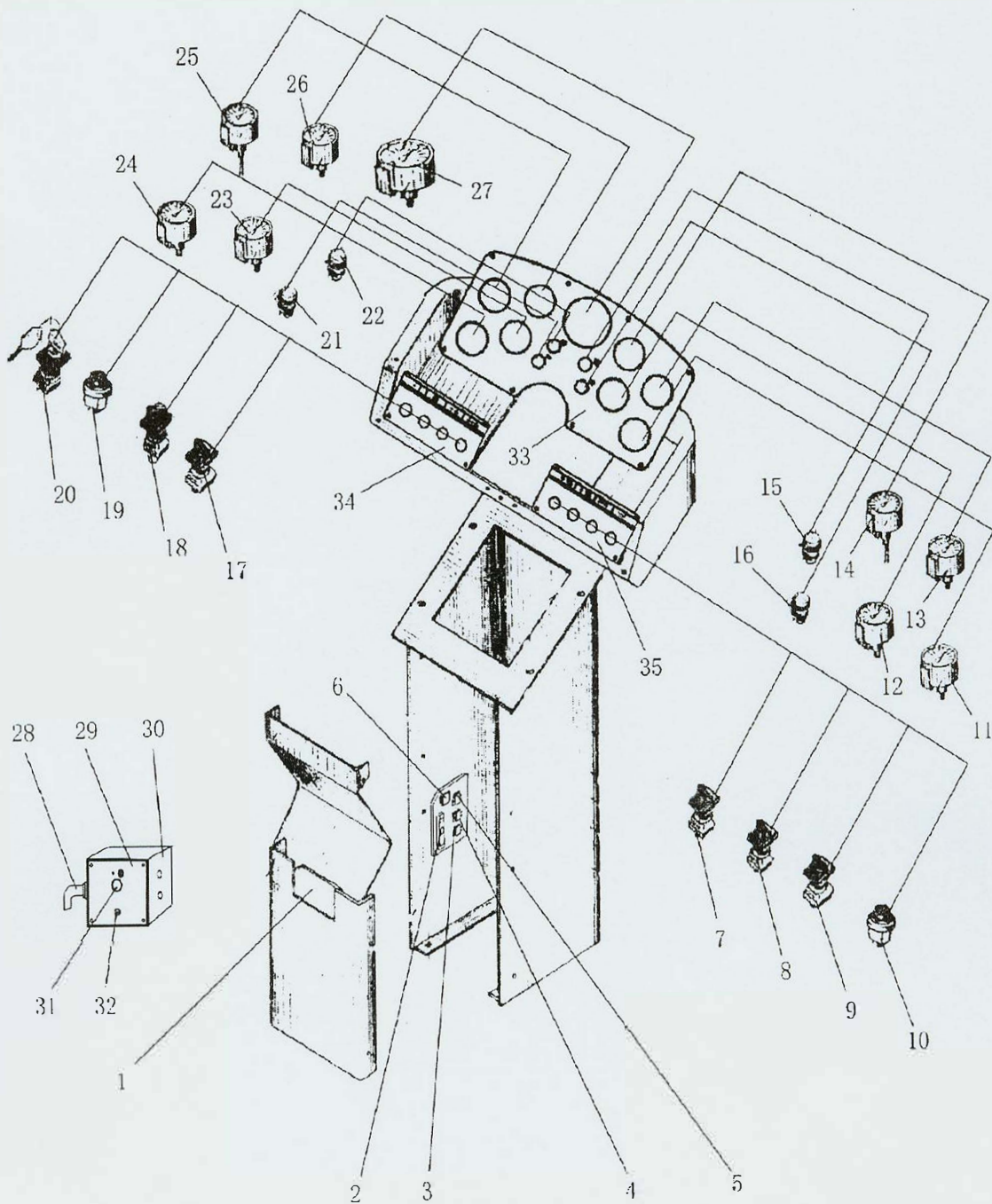


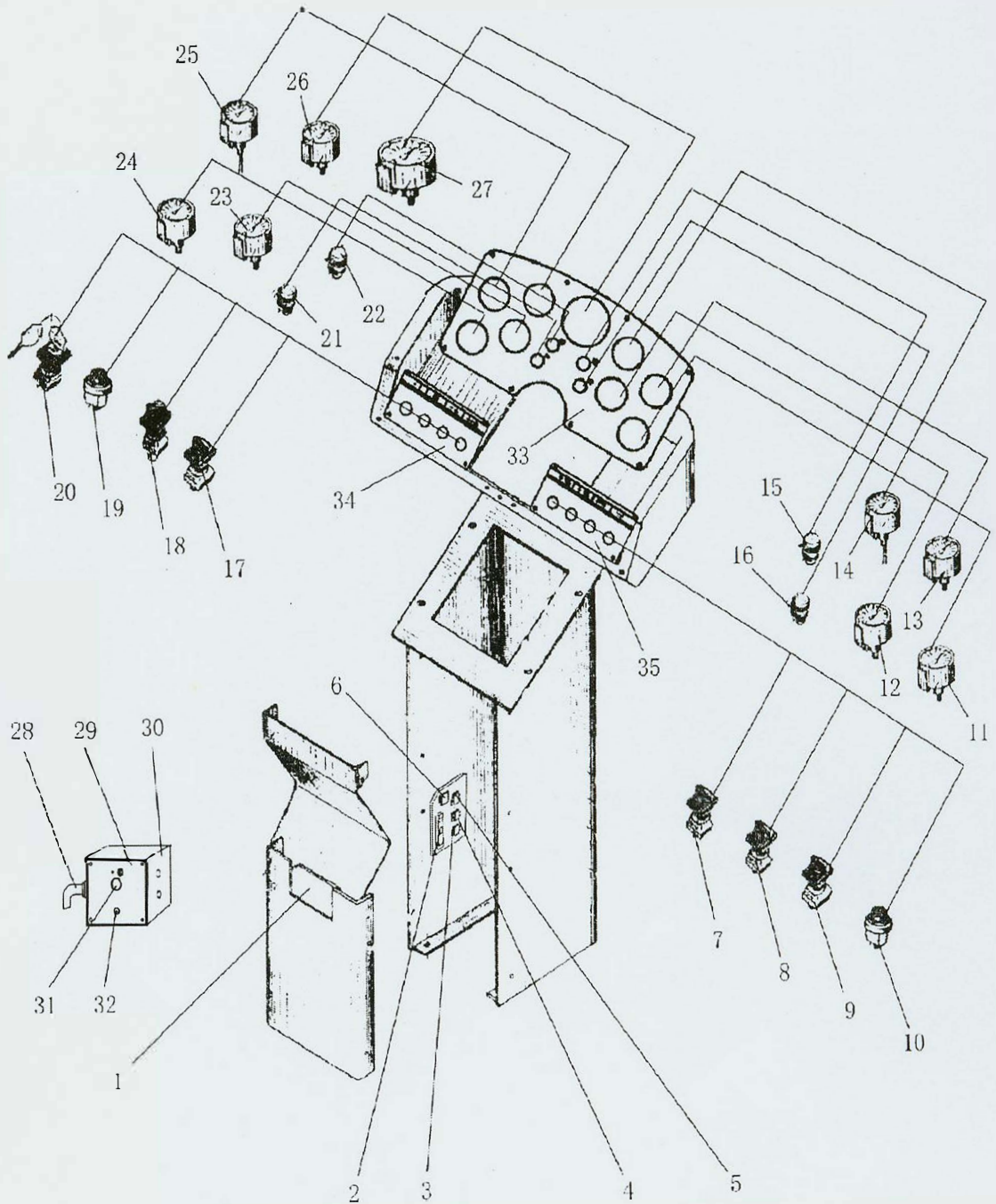


图 19 仪表箱及仪表  
Fig.19 Control Console and Instruments

| 序号<br>No. | 零件代号<br>Drawing No. | 名 称<br>Name                    | 数量<br>Q'ty | 备注<br>Notes |
|-----------|---------------------|--------------------------------|------------|-------------|
| 1         |                     | 保险丝盒 Fuse box                  | 1          |             |
| 2         |                     | 延时继电器 Relay                    | 1          |             |
| 3         | D0-4380             | 离合开关继电器 Relay                  | 1          |             |
| 4         | D0-4380             | 倒档显示继电器 Relay                  | 1          |             |
| 5         | D0-4380             | 启动中间继电器 Relay                  | 1          |             |
| 6         | A7-6130             | 闪光继电器 Blink relay              | 1          |             |
| 7         |                     | 前灯开关 Switch front lamp         | 1          |             |
| 8         |                     | 后灯开关 Switch rear lamp          | 1          |             |
| 9         |                     | 转向开关 Steering switch           | 1          |             |
| 10        |                     | 喇叭按钮 Horn button               | 1          |             |
| 11        |                     | 动力箱油压表 Oil pressure gauge      | 1          |             |
| 12        |                     | 动力箱油温表 Oil temperature gauge   | 1          |             |
| 13        |                     | 机油压力表 Oil pressure gauge       | 1          |             |
| 14        | A7-5205             | 气压表 Gas pressure gauge         | 1          |             |
| 15        |                     | 液压油滤清指示灯 Oil filter indicator  | 1          |             |
| 16        |                     | 右转向指示灯 Right filter indicator  | 1          |             |
| 17        |                     | 振幅选择开关 Swing select switch     | 1          |             |
| 18        |                     | 振动开关 Swing switch              | 1          |             |
| 19        |                     | 起动按钮 Start button              | 1          |             |
| 20        |                     | 钥匙开关 Selector                  | 1          |             |
| 21        |                     | 左转向指示灯 Left filter indicator   | 1          |             |
| 22        |                     | 倒档显示指示灯 Reverse gear indicator | 1          |             |
| 23        |                     | 机油温度表 Oil temperature gauge    | 1          | 柴油机附件       |

图19 仪表箱及仪表

Fig.19 Control Console and Instruments

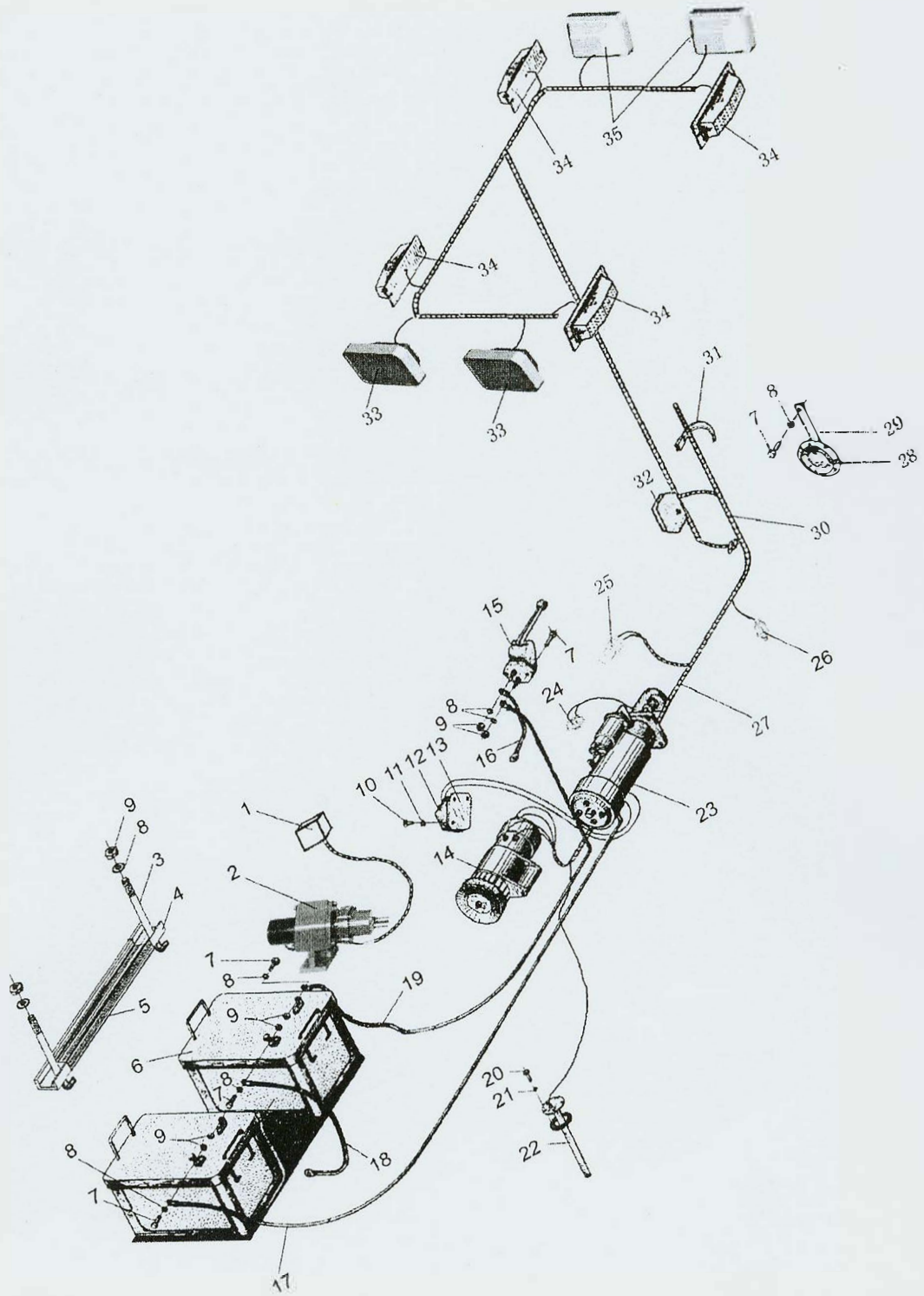


**图 19 仪表箱及仪表**  
**Fig.19 Control Console and Instruments**

| 序号<br>No. | 零件代号<br>Drawing No. | 名 称<br>Name                 | 数量<br>Q'ty | 备注<br>Notes |
|-----------|---------------------|-----------------------------|------------|-------------|
| 24        |                     | 油位表 Fuel gauge              | 1          |             |
| 25        |                     | 电流表 Anequency meter         | 1          |             |
| 26        |                     | 水温表 Water temperature gauge | 1          | 柴油机附件       |
| 27        | A7-5158             | 转速表 Rotate speed gauge      | 1          |             |
| 28        | 39E420              | 控制盒线束 Cable                 | 1          |             |
| 29        | 39E419              | 仪表板 Panel plate             | 1          |             |
| 30        | 39E414              | 控制盒 Control box             | 1          |             |
| 31        |                     | 加油机开关 Petrol pump switch    | 1          |             |
| 32        |                     | 保险丝 Fuse                    | 1          |             |
| 33        | 39E411              | 前仪表板 Front panel plate      | 1          |             |
| 34        | 39E413              | 左仪表板 Left panel plate       | 1          |             |
| 35        | 39E412              | 右仪表板 Right panel plate      | 1          |             |

图20  
Fig.20

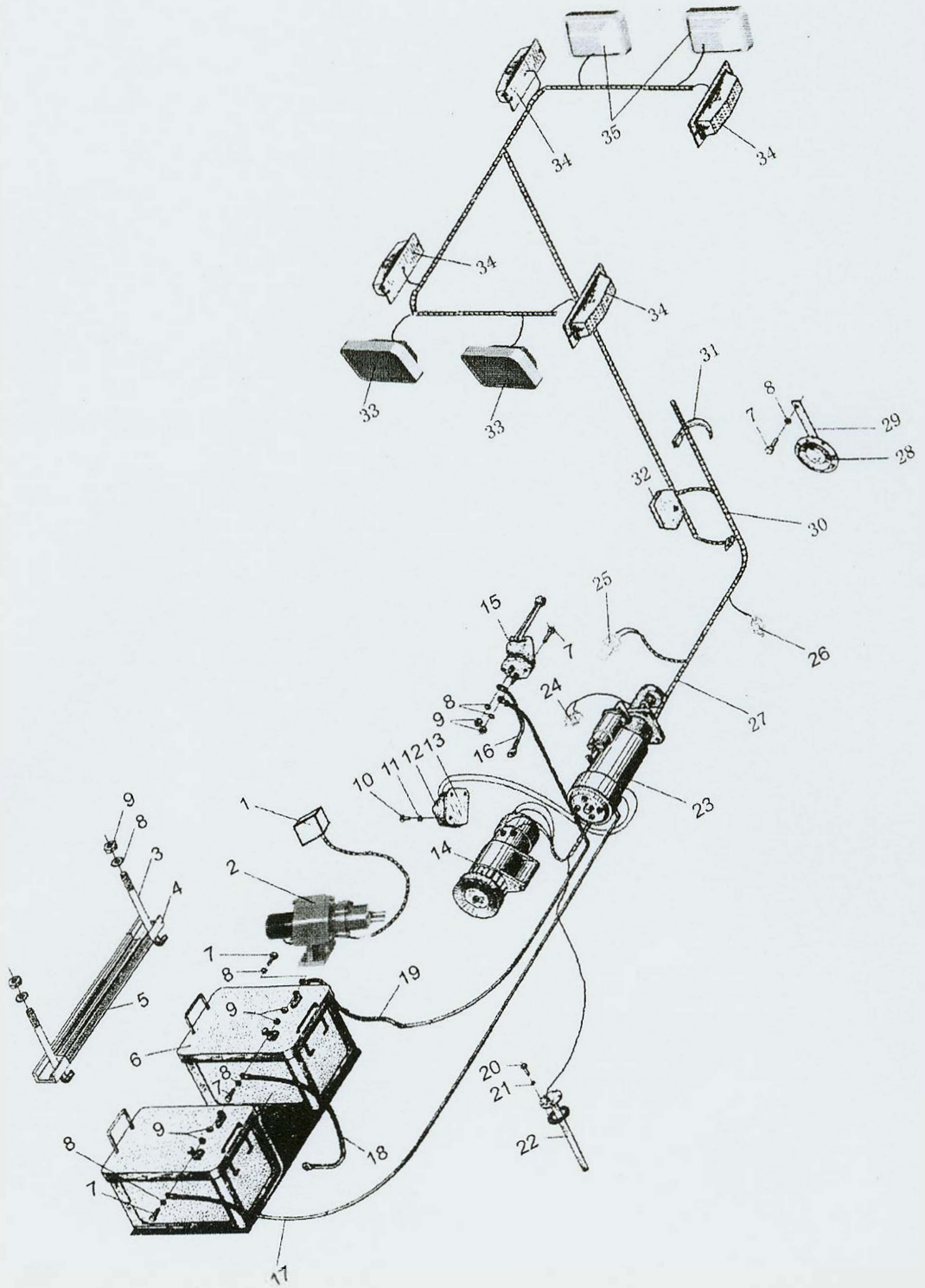
电气系统 Electric System



**图 20 电气系统**  
**Fig.20 Electric System**

| 序号<br>No. | 零件代号<br>Drawing No. | 名 称<br>Name               | 数量<br>Q'ty | 备注<br>Notes |
|-----------|---------------------|---------------------------|------------|-------------|
| 1         | 39E401              | 控制盒组件 Control box         | 1          |             |
| 2         | D0-5708             | 加油机 Petrol pump           | 1          |             |
| 3         | 404770              | 蓄电池固定 Fixed screw         | 2          |             |
| 4         | 30021713            | 电瓶压板 Bat                  | 1          |             |
| 5         | 30021715            | 橡胶套 Rubber cover          | 1          |             |
| 6         | A7-7115             | 电瓶 Battery                | 2          |             |
| 7         | C0-2540             | 螺栓 M8X25- Screw M8X25-ZND | 12         |             |
| 8         | C4-3820             | 垫圈 8 Washer 8             | 32         |             |
| 9         | C3-0060             | 螺 母 M8- Nut M8-ZND        | 19         |             |
| 10        | C2-1660             | 螺栓 M6X10- Screw M6X10-ZND | 2          |             |
| 11        | C4-3180             | 垫圈 6 Washer 6             | 2          |             |
| 12        | A7-5110             | 继电器 Relay                 | 1          |             |
| 13        | 39E402              | 起 动 继 电 器 Relay bat       | 1          |             |
| 14        |                     | 发电机 Alternator            | 1          | 柴油机附件       |
| 15        | A7-4310             | 电瓶开关 Switch               | 1          |             |
| 16        | 39E406              | 电瓶地线 Cable                | 1          |             |
| 17        | 39E403              | 电瓶电源线 Cable               | 1          |             |
| 18        | 39E404              | 电瓶连线 Cable                | 1          |             |
| 19        | 39E405              | 电瓶开关线 Cable               | 1          |             |
| 20        | C2-1720             | 螺钉 M5X16 Screw M5X16      | 5          |             |
| 21        | C4-3150             | 垫圈 5 Washer 5             | 5          |             |
| 22        | A7-5199             | 油位传感器 Fuel gauge          | 1          |             |
| 23        |                     | 起动机 Starter               | 1          | 柴油机附件       |


图20  
Fig.20 电气系统 Electric System



**图 20 电气系统**  
**Fig.20 Electric System**

| 序号<br>No. | 零件代号<br>Drawing No. | 名 称<br>Name              | 数量<br>Q'ty | 备注<br>Notes |
|-----------|---------------------|--------------------------|------------|-------------|
| 24        | A7-0003             | 制动开关<br>Stop switch      | 1          |             |
| 25        | A7-4307             | 接近开关<br>Near switch      | 1          |             |
| 26        | A7-5195             | 压力传感器<br>Pressure sensor | 1          |             |
| 27        | D0-7471             | 机身线束<br>Fuselage cable   | 1          |             |
| 28        | A7-0565             | 喇叭<br>Horn               | 1          |             |
| 29        | 201595              | 喇叭支架<br>Bracket          | 1          |             |
| 30        | 39E410              | 仪表箱线束<br>Cable           | 1          |             |
| 31        | A7-0530             | 扎带 3X120<br>Tie          | 20         |             |
| 32        |                     | 保险丝盒<br>Fuse box         | 1          |             |
| 33        |                     | 后大灯<br>Rear lamp         | 2          | 驾驶室附件       |
| 34        |                     | 转向灯<br>Steering lamp     | 4          | 驾驶室附件       |
| 35        |                     | 前大灯<br>Front lamp        | 2          | 驾驶室附件       |

图21 驾驶室 Cab  
Fig.21





**图 21 驾驶室**  
**Fig.21 CAB**

| 序号<br>No. | 零件代号<br>Drawing No. | 名 称<br>Name | 数量<br>Q'ty | 备注<br>Notes |
|-----------|---------------------|-------------|------------|-------------|
| 1         | 39E180              | 驾驶室 Cab     | 1          |             |
| 2         | 39E181              | 防滑垫 Pad     | 1          |             |
| 3         | C0-0360             | 螺栓 Bolt     | 8          |             |
| 4         | C4-3220             | 垫圈 Washer   | 8          |             |
| 5         | C3-0100             | 螺母 Nut      | 8          |             |
| 6         | 34H438              | 梯子 Ladder   | 2          |             |
| 7         |                     | 上封板 Plate   | 1          |             |
| 8         | C0-3200             | 垫 Washer    | 7          |             |
| 9         | C0-2290             | 螺栓 Bolt     | 7          |             |

图21A 驾驶室 Cab  
Fig.21A

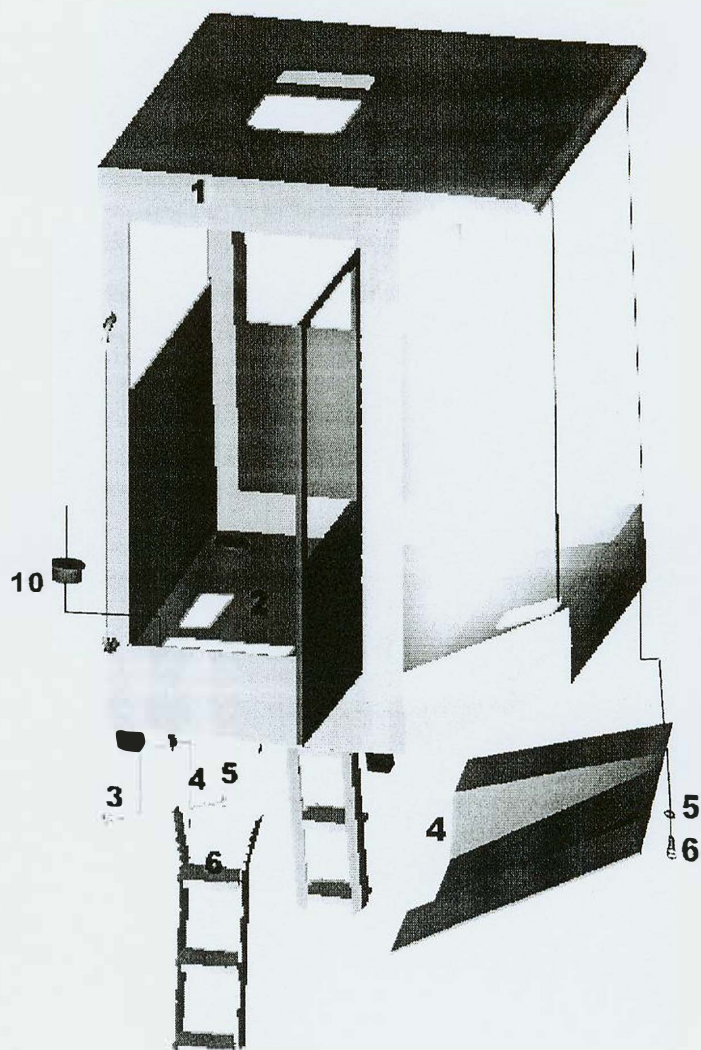
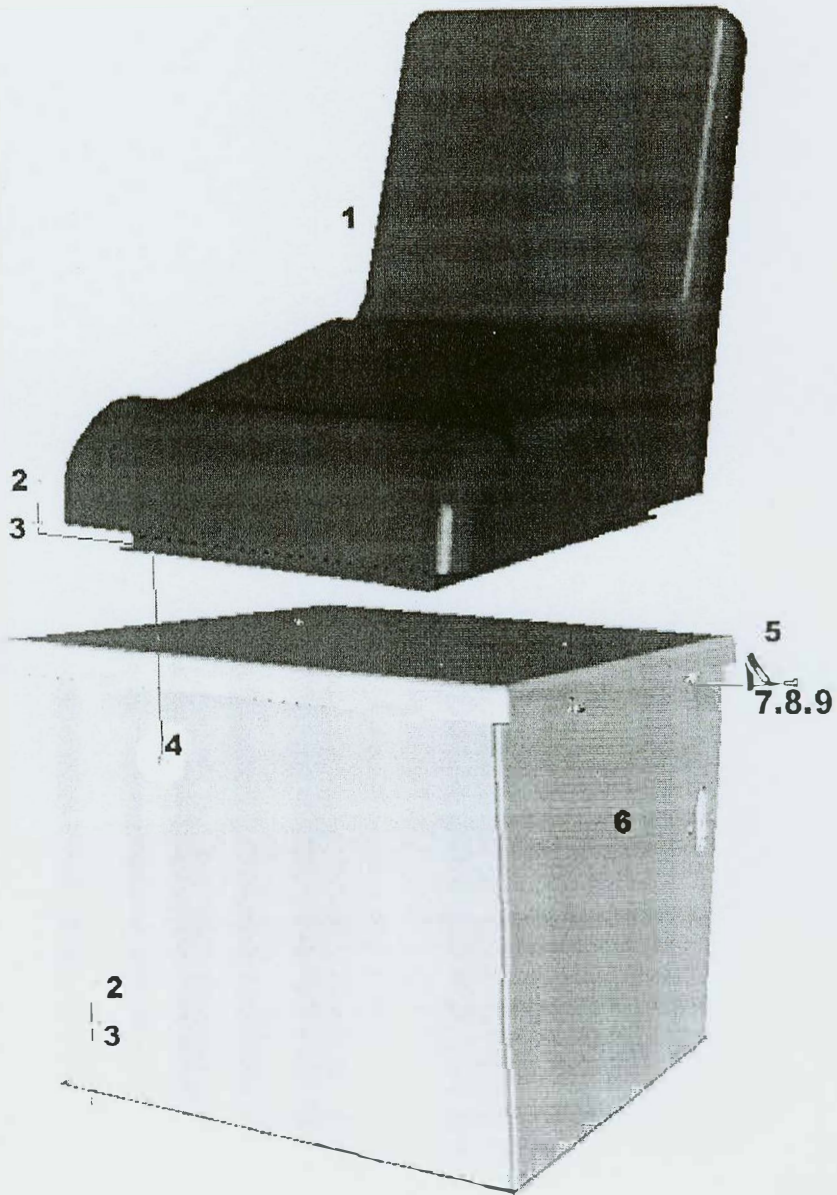


图 21A 驾驶室(可选)  
Fig.21A CAB (Option)

| 序号<br>No. | 零件代号<br>Drawing No. | 名 称<br>Name | 数量<br>Q'ty | 备注<br>Notes |
|-----------|---------------------|-------------|------------|-------------|
| 1         | 39E180              | 驾驶室 Cab     | 1          | 驾驶室附件       |
| 2         | 39E181              | 防滑垫 Pad     | 1          |             |
| 3         | C0-0360             | 螺栓 Bolt     | 8          |             |
| 4         | C4-3220             | 垫圈 Washer   | 8          |             |
| 5         | C3-0100             | 螺母 Nut      | 8          |             |
| 6         | 34H438              | 梯子 Ladder   | 2          |             |
| 7         |                     | 上封板 Plate   | 1          |             |
| 8         | C0-3200             | 垫 Washer    | 7          |             |
| 9         | C0-2290             | 螺栓 Bolt     | 7          |             |
| 10        | 205165              | 塞 Stopper   | 4          |             |

图22  
Fig.22

工具箱及座椅 Tool Box and Seat



**图 22 工具箱及座椅**  
**Fig.22 Tool Box and Seat**

| 序号<br>No. | 零件代号<br>Drawing No. | 名 称<br>Name     | 数量<br>Q'ty | 备注<br>Notes |
|-----------|---------------------|-----------------|------------|-------------|
| 1         | B8-3260             | 座椅<br>Seat      | 1          |             |
| 2         | C0-7995             | 螺栓<br>Bolt      | 16         |             |
| 3         | C4-3200             | 垫圈<br>Washer    | 16         |             |
| 4         | C3-0060             | 螺母<br>Nut       | 16         |             |
| 5         | B6-0760             | 重型箱扣<br>Latch   | 2          |             |
| 6         | 39E059              | 工具箱<br>Tool Box | 1          |             |
| 7         | C2-2200             | 螺钉<br>Bolt      | 6          |             |
| 8         | C4-3120             | 垫圈<br>Washer    | 6          |             |
| 9         | C3-0240             | 螺母<br>Nut       | 6          |             |

图23 操纵箱 Operator Box  
Fig.23

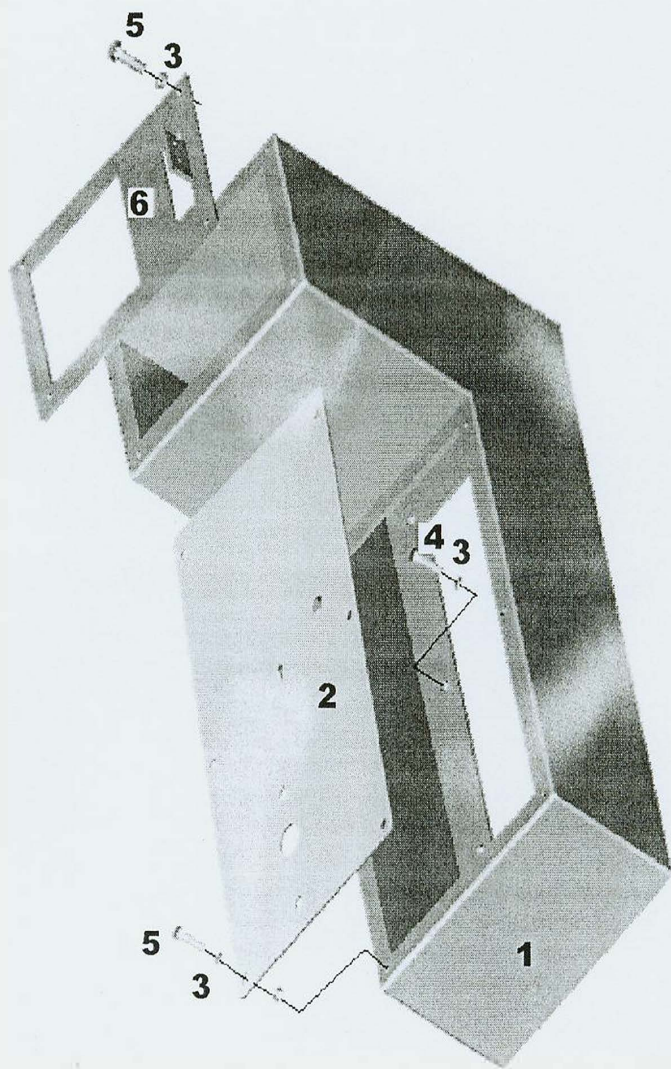
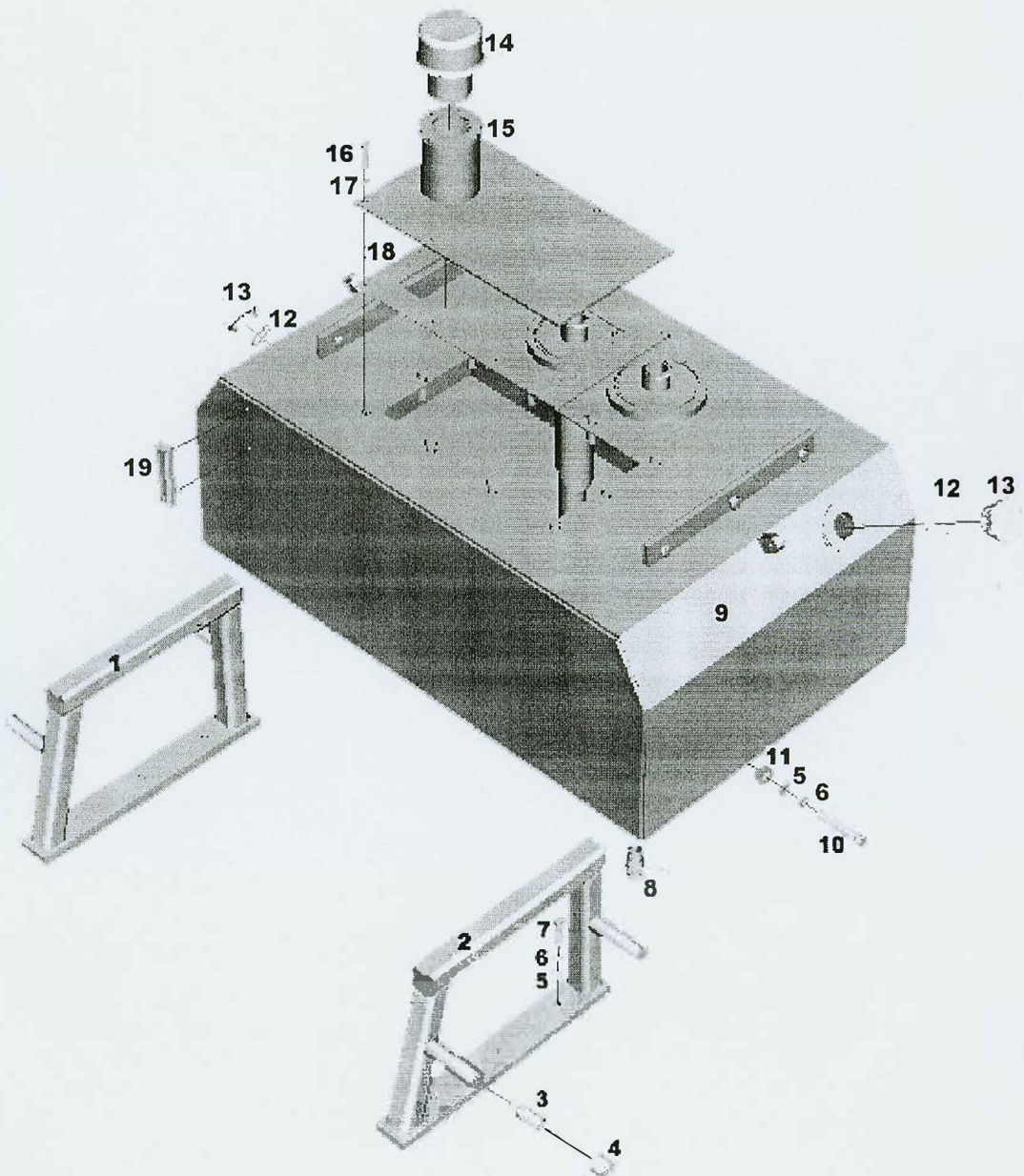


图 23 操纵箱  
Fig.23 Operator Box

| 序号<br>No. | 零件代号<br>Drawing No. | 名 称<br>Name        | 数量<br>Q'ty | 备注<br>Notes |
|-----------|---------------------|--------------------|------------|-------------|
| 1         | 390775              | 箱体<br>Box          | 1          |             |
| 2         | 390770              | 后盖板<br>Rear Cover  | 1          |             |
| 3         | C4-3180             | 垫圈<br>Washer       | 10         |             |
| 4         | C0-0180             | 螺栓<br>Bolt         | 6          |             |
| 5         | C0-1860             | 螺栓<br>Bolt         | 10         |             |
| 6         | 390825              | 前盖板<br>Front Cover | 1          |             |
| 7         | C4-3200             | 垫圈<br>Washer       | 6          |             |

图24  
Fig.24 油箱 Hydraulic oil Tank






**图 24 液压油箱**  
**Fig.24 Hydraulic Oil Box**

| 序号<br>No. | 零件代号<br>Drawing No. | 名 称<br>Name             | 数量<br>Q'ty | 备注<br>Notes |
|-----------|---------------------|-------------------------|------------|-------------|
| 1         | 39E141              | 左支架<br>Left Bracket     | 1          |             |
| 2         | 39E134              | 右支架<br>Right Bracket    | 1          |             |
| 3         | 39E147              | 磁铁总成<br>Magnet Assembly | 4          |             |
| 4         | 39E466              | 橡胶套<br>Rubber Cover     | 4          |             |
| 5         | C4-3860             | 垫圈<br>Washer            | 12         |             |
| 6         | C4-3240             | 垫圈<br>Washer            | 12         |             |
| 7         | C0-0760             | 螺栓<br>Bolt              | 6          |             |
| 8         | A1-4290             | 全铜球阀<br>Ball Valve      | 1          |             |
| 9         | 39E123              | 液压油箱<br>Oil Box         | 1          |             |
| 10        | C0-0841             | 螺栓<br>Bolt              | 6          |             |
| 11        | C3-0460             | 螺母<br>Nut               | 6          |             |
| 12        | 204596              | 堵塞<br>Stuff             | 2          |             |
| 13        | A5-4270             | 组合垫<br>Washer           | 2          |             |
| 14        | A2-0079             | 滤油器<br>Filter           | 1          |             |
| 15        | 350510              | 液压油箱盖<br>Section Cover  | 1          |             |
| 16        | C0-0240             | 螺栓<br>Bolt              | 12         |             |
| 17        | C4-3200             | 垫圈<br>Washer            | 12         |             |
| 18        | 204565              | 密封垫<br>Gasket           | 1          |             |
| 19        | B1-0180             | 液位计<br>Oil Meter        | 1          |             |

图 25

Fig.25

发动机罩 Tractor Upper Section



**图 25 发动机罩**  
**Fig.25 Tractor Upper Section**

| 序号<br>No. | 零件代号<br>Drawing No. | 名 称<br>Name           | 数量<br>Q'ty | 备注<br>Notes |
|-----------|---------------------|-----------------------|------------|-------------|
| 1         | A6-3114             | 后气弹簧 Rear Air-Spring  | 2          |             |
| 2         | 39E143              | 发动机罩 Upper Section    | 1          |             |
| 3         | 39E146              | 右翼 Right Door         | 1          |             |
| 4         | A6-3113             | 前气弹簧 Front Air-Spring | 2          |             |
| 5         | 39E170              | 折叶 Gemel              | 6          |             |
| 6         | 39E145              | 上盖板 Upper Cover       | 1          |             |
| 7         | 39E483              | 缓冲垫 Buffer            | 2          |             |
| 8         | C0-0180             | 螺栓 Bolt               | 4          |             |
| 9         | 39E144              | 左翼 Left Door          | 1          |             |
| 10        | C0-0180             | 螺栓 Bolt               | 36         |             |
| 11        | C4-3220             | 垫圈 Washer             | 36         |             |
| 12        |                     | 锁 Lock                | 1          | 发动机罩附件      |
| 13        |                     | 垫圈 Washer             | 2          | 发动机罩附件      |
| 14        |                     | 螺栓 Bolt               | 2          | 发动机罩附件      |

图26  
Fig.26 空调系统 Air-condition System

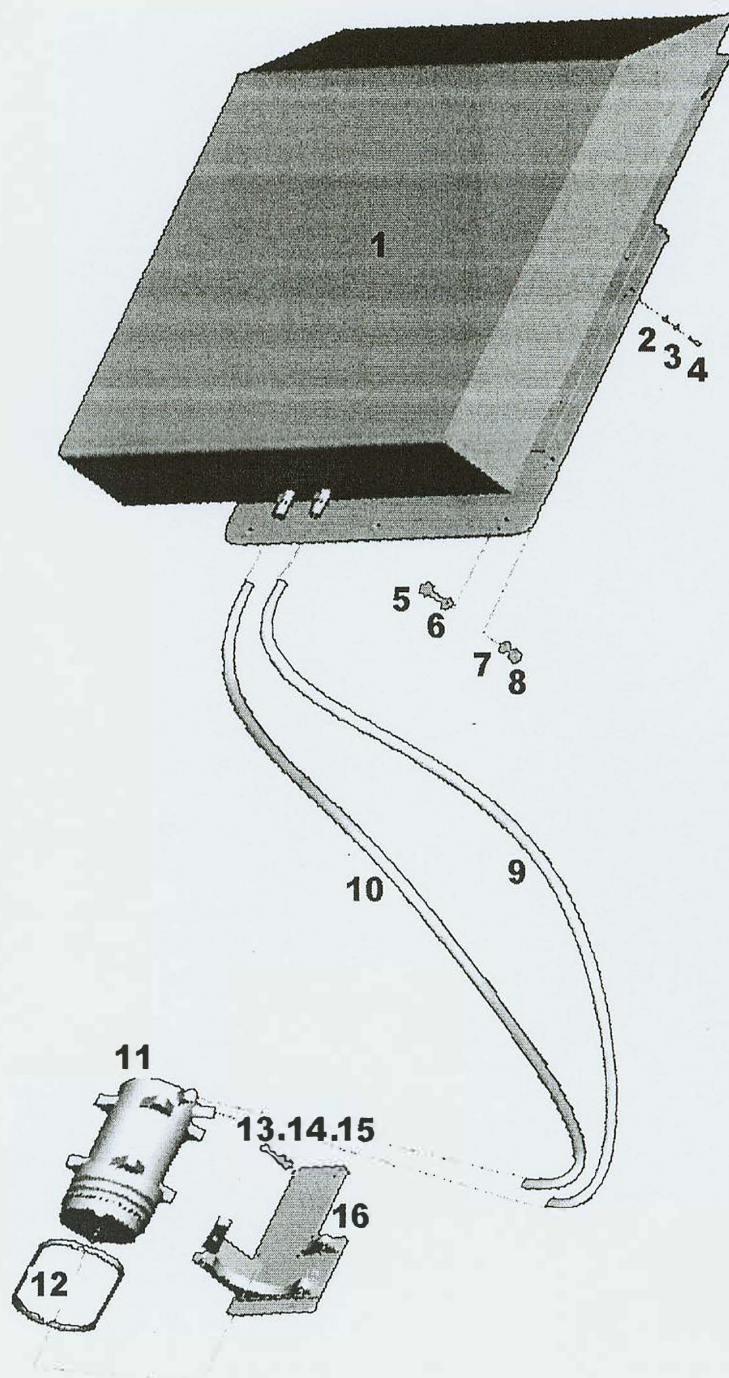
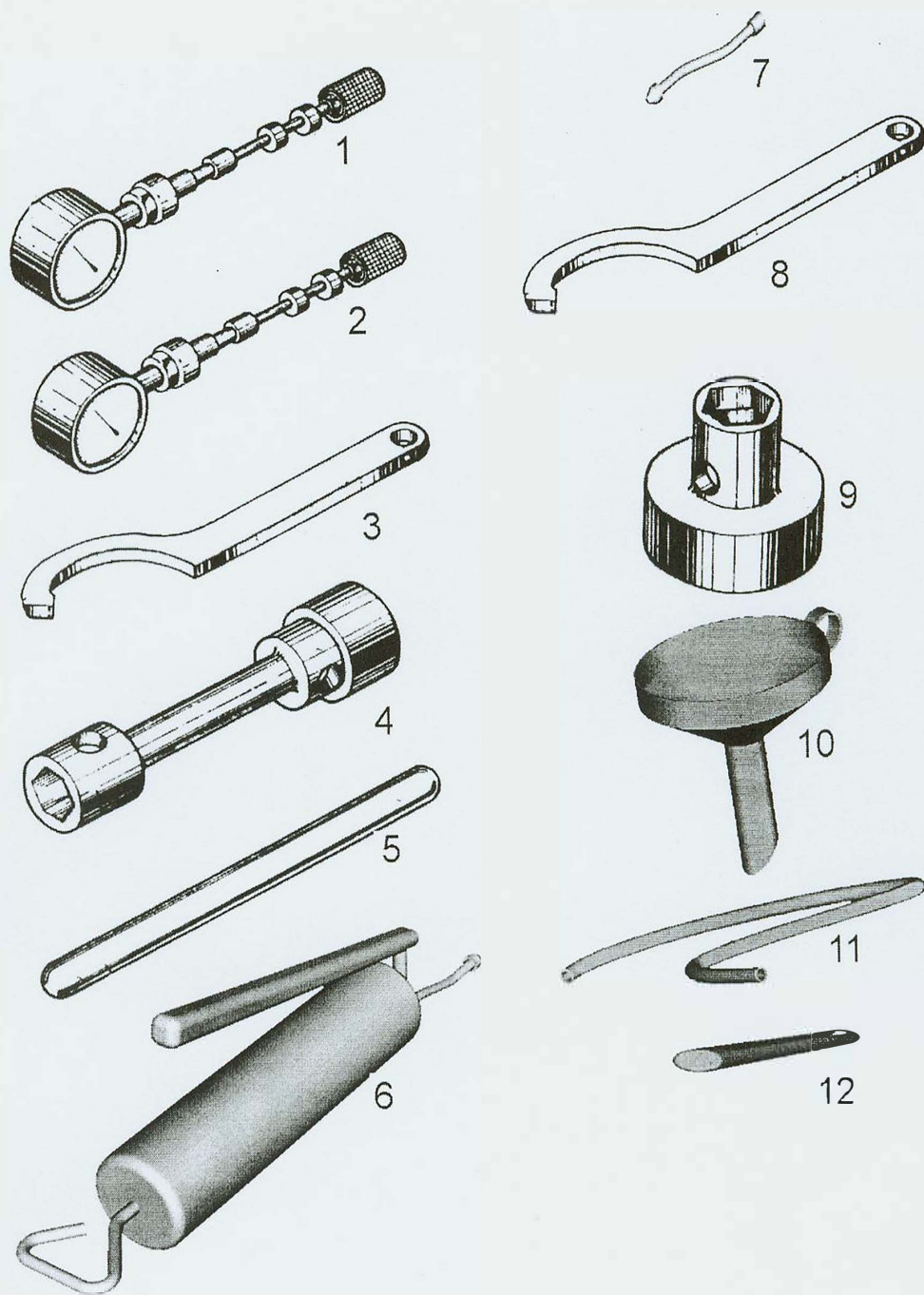


图 26 空调系统  
Fig.26 Air-Condition System

| 序号<br>No. | 零件代号<br>Drawing No. | 名 称<br>Name             | 数量<br>Q'ty | 备注<br>Notes |
|-----------|---------------------|-------------------------|------------|-------------|
| 1         | A2-0456             | 顶置式空调 Air-Condition     | 1          |             |
| 2         | C4-3780             | 垫圈 Washer               | 10         |             |
| 3         | C4-3150             | 垫圈 Washer               | 10         |             |
| 4         | C2-6480             | 螺钉 Bolt                 | 10         |             |
| 5         | C0-0620             | 螺栓 Bolt                 | 6          |             |
| 6         | C4-3240             | 垫圈 Washer               | 6          |             |
| 7         | C4-3860             | 垫圈 Washer               | 6          |             |
| 8         | C3-0460             | 螺母 Nut                  | 6          |             |
| 9         |                     | 高压胶管 High Pressure Hose | 1          | 空调附件        |
| 10        |                     | 高压胶管 High Pressure Hose | 1          | 空调附件        |
| 11        | A2-0463             | 压缩机 Compressor          | 1          |             |
| 12        |                     | 皮带 Strap                | 1          |             |
| 13        | C0-2480             | 螺栓 Bolt                 | 4          |             |
| 14        | C4-3200             | 垫圈 Washer               | 4          |             |
| 15        | C4-3820             | 垫圈 Washer               | 4          |             |
| 16        | 39E068              | 支架 Bracket              | 1          |             |


图27 随机工具 Tools Kit  
Fig.27




**图 27 随机工具**  
**Fig.27 Tools Kit**

| 序号<br>No. | 零件代号<br>Drawing No. | 名 称<br>Name                          | 数量<br>Q'ty | 备注<br>Notes |
|-----------|---------------------|--------------------------------------|------------|-------------|
| 1         | B1-0020             | 压力测量装置 Pressure Measuring Device     | 1          |             |
| 2         | B1-0005             | 压力测量装置 Pressure Measuring Device     | 1          |             |
| 3         | 60690               | 钩形扳手 Grook Spanner                   | 1          |             |
| 4         | 60640               | 套筒扳手 Sleeve Spanner                  | 1          |             |
| 5         | 60650               | 杠杆 Lever                             | 1          |             |
| 6         | B6-0120             | 黄油枪 Gease Gun                        | 1          |             |
| 7         | B6-0121             | 黄油枪软管咀 Nipple For Gearase Gun's Hose | 1          |             |
| 8         | 60660               | 钩形扳手 Crook Spanner                   | 1          |             |
| 9         | 60670               | 套筒扳手 Sleeve Spanner                  | 1          |             |
| 10        | B6-0170             | 加油漏斗 Oil-Filling Funnel              | 1          |             |
| 11        | B2-1440             | 塑料软管 Plastic Hose                    | 1          |             |
| 12        | B1-0070             | 轮胎气压表 Pressure Gauge                 | 1          |             |


图28 随机备件 Spare Parts  
Fig.28




1



6



2



7



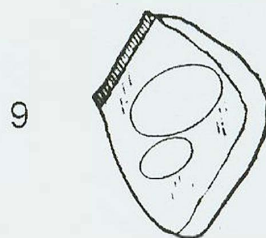
3



8



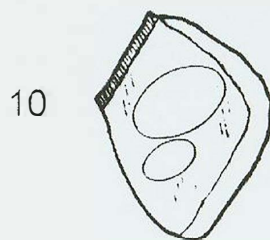
4



9



5



10



图 28 随机备件  
Fig.28 Spare Parts

| 序号<br>No. | 零件代号<br>Drawing No. | 名 称<br>Name                     | 数量<br>Q'ty | 备注<br>Notes |
|-----------|---------------------|---------------------------------|------------|-------------|
| 1         | A5-1640             | “O”形密封圈 O-ring                  | 1          |             |
| 2         | C5-1540             | “O”形密封圈 O-ring                  | 1          |             |
| 3         | A2-1423             | “O”形密封圈 O-ring                  |            |             |
| 4         | A5-2270             | “O”形密封圈 O-ring                  |            |             |
| 5         | A5-3680             | 油封 Sealing                      | 1          |             |
| 6         | A5-3510             | 油封 Sealing                      | 2          |             |
| 7         | A2-0101             | 进油滤清器 Filter                    | 2          |             |
| 8         | A2-0127             | 滤芯 Filter Core                  | 1          |             |
| 9         | A2-0059             | 急救包 First-Aid Kit               | 1          |             |
| 10        |                     | 柴油机附件 Diesel Engine Accessories | 1          |             |